

Wednesday, November 7, 2018

17 STOCKS DECLINE AS NSE ASI DROPS BY 0.14%

Equities market closed the day's trading session in red zone as NSE All Share Index and Market Capitalisation depreciated by 0.14% to close at 32,108.30 and ₦11.72 trillion respectively. The Year-to-Date (YtD) and the Quarter-to-Date (QtD) returns stand at -16.04% and -2.01%, while the Month-to-Date (MtD) and Week-to-Date returns stand at -1.10% and -0.05% respectively

NSE Sector Indices: Of all the Industries on the NSE within our coverage, 1 sector advanced in points while 5 sectors declined. The NSE sector index that advanced in points was NSE BANKING (+0.19%), while the sectors that declined in points were NSE CONSUMER GOODS (-0.09%), NSE OIL AND GAS (-0.16%), NSE 30 (-0.18%), NSE INSURANCE (-2.05%) and NSE PREMIUM.

The market breadth (gainers/losers) of 1.06x for the day indicates that the number of buyers outpaced the number of sellers in the market today. At the end of the day's trading, 18 stocks advanced as 17 stocks declines; NIGERINS (+10.00%), NPFMCRCFBK (+9.63%) and FIDSON (+8.89%) led the gainers chart while AIICO (-9.86%), WAPCO (-9.77%) and MBENEFIT (-7.41%) led the losers chart for the day

The day's trading activities by volume was led by ZENITHBANK (288.27million), FBNH (40.95million) and GUARANTY (33.74million) while the activities by value was led by ZENITHBANK (₦6.88billion), GUARANTY (₦1.26billion) and DANGCEM (₦0.33billion).

Outlook: 17 stocks declined as NSE ASI dropped by 0.14%. The market breadth of today's activity 1.06x (vs. 0.61x in last trading day) indicates that buyers dominated the market and were able to keep the market get the market into the red zone.

Movements in the NSE index indicate the effect sentiments around 2019 general election is having on the market. We expect these fluctuating trends in the market to continue.

TOP GAINERS

Stock	Previous Close	Today's Close	Change (₦)	%Change
1 NIGERINS	0.20	0.22	0.02 ↑	10.00
2 NPFMCRCFBK	1.35	1.48	0.13 ↑	9.63
3 FIDSON	4.50	4.90	0.40 ↑	8.89
4 UNIONDAC	0.25	0.27	0.02 ↑	8.00
5 LASACO	0.27	0.29	0.02 ↑	7.41
6 REDSTAREX	4.20	4.50	0.30 ↑	7.14
7 JAPAUOIL	0.20	0.21	0.01 ↑	5.00
8 REGALINS	0.20	0.21	0.01 ↑	5.00
9 NAHCO	3.58	3.72	0.14 ↑	3.91
10 FCMB	1.60	1.66	0.06 ↑	3.75

TOP LOSERS

Stock	Previous Close	Today's Close	Change (₦)	%Change
1 AIICO	0.71	0.64	-0.07 ↓	-9.86
2 WAPCO	17.40	15.70	-1.70 ↓	-9.77
3 MBENEFIT	0.27	0.25	-0.02 ↓	-7.41
4 JAIZBANK	0.49	0.46	-0.03 ↓	-6.12
5 NEM	2.62	2.48	-0.14 ↓	-5.34
6 CONTINSURE	1.48	1.41	-0.07 ↓	-4.73
7 CHAMPION	1.52	1.45	-0.07 ↓	-4.61
8 DANGSUGAR	13.45	13.00	-0.45 ↓	-3.35
9 PRESCO	65.75	64.50	-1.25 ↓	-1.90
10 MEYER	0.56	0.55	-0.01 ↓	-1.79

NSE MARKET DAILY STATISTICS				
	Today	Previous		% Change
NSE All Share Index (NSEASI)	32,108.30	32,154.03	↓	-0.14%
Market Cap. (₦ 'trn)	11.72	11.74	↓	-0.14%
Transaction Volume (million)	450.14	143.72	↑	213.21%
Market Turnover (₦ 'million)	9,398.64	2,767.95	↑	239.55%
Number of Deals	2,858	2,984	↓	-4.22%

Source: Nigerian Stock Exchange (NSE) / PAC Research

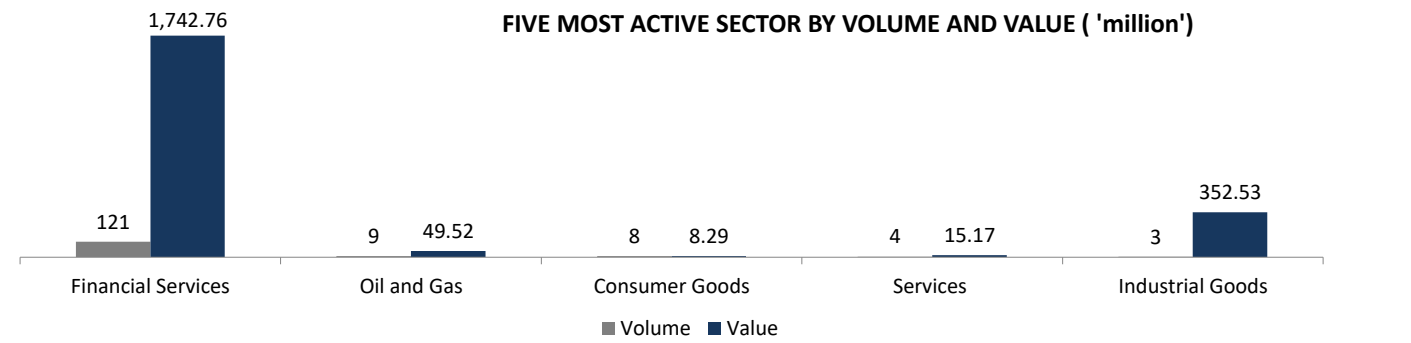
NSE SECTOR INDICES				
	Today	Previous	% Change	Ytd(%)
NSE 30	1,442.48	1,445.11	↓ -0.18%	↓ -17.42%
NSE Banking 10	415.83	415.06	↑ 0.19%	↓ -12.54%
NSE Oil&Gas 5	291.40	291.87	↓ -0.16%	↓ -11.88%
NSE Insurance 10	117.44	119.90	↓ -2.05%	↓ -15.74%
NSE Consumer Goods 10	722.73	723.39	↓ -0.09%	↓ -25.96%
NSE Premium Index	-	2,337.70	↓ -100.00%	↓ -100.00%

Source: Nigerian Stock Exchange (NSE) / PAC Research

10 TOP LOSER STOCKS YEAR TO DATE			BEST 10 STOCKS YEAR TO DATE		
1	MCNICHOLS	-65.12%	1	CCNN	113.16%
2	WAPCO	-65.03%	2	CILEASING	107.41%
3	FTNCOCOA	-60.00%	3	NEM	56.96%
4	UNIC	-60.00%	4	SKYEBANK	48.08%
5	AFRINSURE	-60.00%	5	CAVERTON	43.41%
6	MULTIVERSE	-60.00%	6	STERLN BANK	41.59%
7	DUNLOP	-60.00%	7	FIDSON	32.08%
8	COURTVILLE	-60.00%	8	LEARNAFRCA	30.68%
9	EQUITYASUR	-60.00%	9	ETERNA	27.93%
10	NSLTECH	-60.00%	10	IKEJAHOTEL	27.53%

COMPANY	TURNOVER (₦'B)	CURRENT PAT (₦'B)	PREVIOUS PAT (₦'B)	PERIOD
ZENITH BANK PLC	322.20	81.74	75.32	H1 2018
NIGERIAN BREWERIES PLC	183.69	18.44	23.75	H1 2018
DANGOTE CEMENT PLC	482.44	113.16	109.71	H1 2018
ACCESS BANK PLC	137.53	22.12	22.41	Q1 2018
UNILEVER NIG PLC	48.13	5.60	3.51	H1 2018

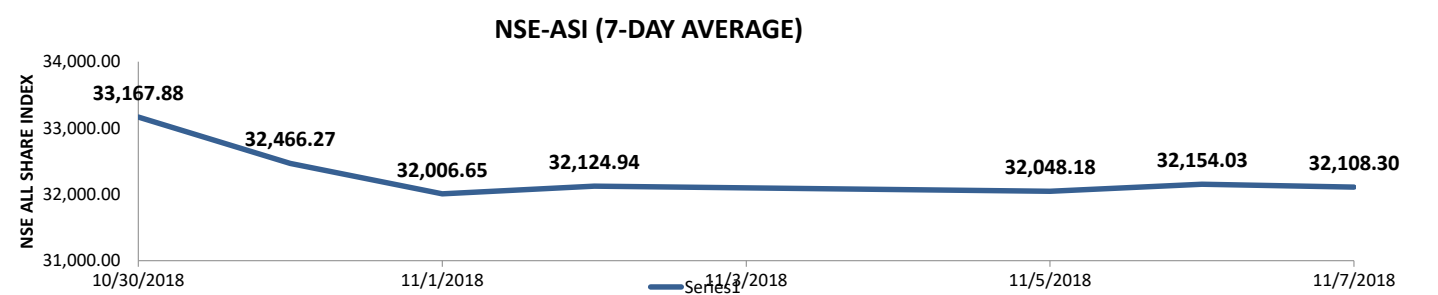
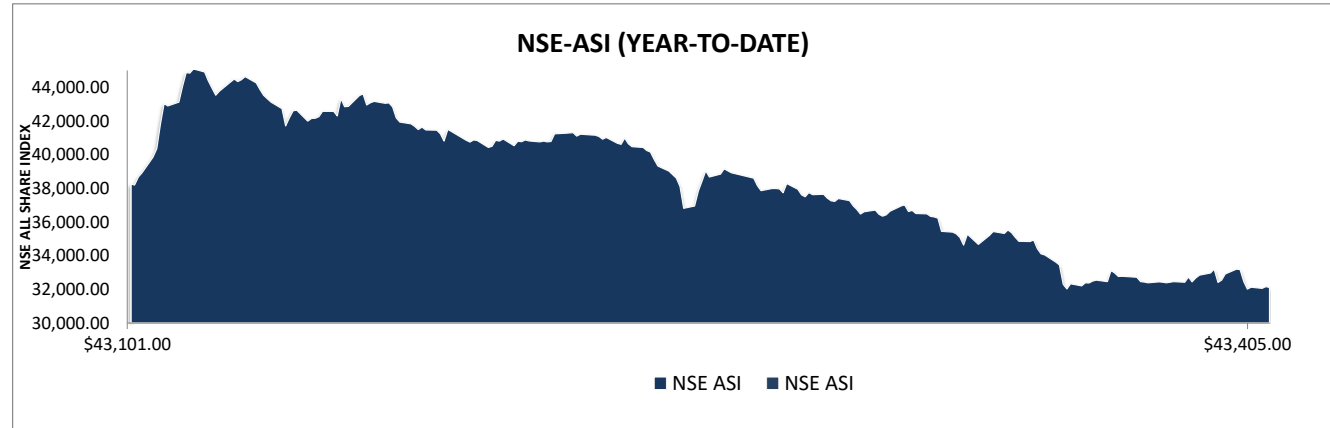
Source: Nigerian Stock Exchange (NSE) / PAC Research



NSE RETURN HISTORY		
Day Change	↓	-0.14%
Week-to-Date	↓	-0.05%
Month-to-Date	↓	-1.10%
Quarter-to-Date	↓	-2.01%
Year-to-Date	↓	-16.04%

TOP TRADED STOCKS BY VOLUME	
STOCK	VOLUME (UNITS)
ZENITHBANK	288,272,177
FBNH	40,951,356
GUARANTY	33,736,741
FCMB	11,238,803
ACCESS	9,385,174

TOP TRADED STOCKS BY VALUE	
STOCK	VALUE (₦)
ZENITHBANK	6,875,635,661.85
GUARANTY	1,264,792,710.25
DANGCEM	334,401,482.90
FBNH	303,488,589.25
PRESCO	90,412,601.50



FIXED INCOME REPORT

Treasury Bills Market:

In the treasury bills markets, the average yield increase by 3bps as it closed at 14.03% today (vs. 14.00% average market yield of last trading session). At the end of the trading session today, the 31-Jan-19, 18-Apr-19 and 24-Oct-19 bills closed at 12.54% (0.12%), 13.23% (0.24%), and 16.31% (-0.28%) respectively.

FGN Bond Market:

In the bond market, the average market yield decrease by an average of 4bps as it closed at 15.51% as against 15.55% of the previous session. The result for the 22-Mar-19, 12-Apr-19, 17-May-2019, 14-Jun-19, 29-06-2019, 12-Jul-19, 16-Aug-19, 20-Sep-19, 18-Oct-19, 23-Oct-19, 15-Nov-19, 13-Dec-19, 17-Jan-20, 13-Feb-20, 14-Feb-20, 14-Mar-20, 12-Apr-20, 18-Apr-20, 16-May-20, 17-May-20, 13-Jun-20, 14-Jun-20, 11-Jul-20, 12-Jul-20, 15-Aug-20, 16-Aug-20, 20-Sep-20, 18-Oct-20, 15-Nov-20, 13-Dec-20, 17-Jan-21, 14-Feb-21, 14-Mar-21, 18-Apr-21, 16-May-21, 13-Jun-21, 11-Jul-21, 15-Jul-21, 15-Aug-21 and 27-Jan-22 bonds traded are 13.43% (0.25%), 13.47% (0.22%), 13.65% (0.17%), 13.96% (0.10%), 14.13% (0.06%), 14.28% (0.03%), 14.67% (-0.05%), 15.06% (-0.14%), 15.44% (-0.20%), 15.56% (-0.23%), 15.41% (-0.20%), 15.23% (-0.16%), 14.59% (-0.05%), 15.09% (-0.13%), 14.93% (-0.10%), 14.78% (-0.07%), 14.75% (-0.06%), 14.65% (-0.06%), 14.67% (-0.06%), 14.67% (-0.06%), 14.69% (-0.06%), 14.69% (-0.06%), 14.71% (-0.06%), 14.71% (-0.06%), 14.74% (-0.06%), 14.76% (-0.06%), 14.78% (-0.06%), 14.80% (-0.06%), 14.82% (-0.06%), 14.84% (-0.06%), 14.86% (-0.06%), 14.88% (-0.07%), 14.90% (-0.07%), 14.92% (-0.07%), 14.94% (-0.07%), 15.23% (-0.19%), 14.96% (-0.07%) and 15.08% (-0.07%) respectively.

Foreign Exchange Market:

At the FX Market (CBN Official Window), Naira remains unchanged 0kobo, closing at ₦306.65/\$ today compared to the ₦306.65/\$ it traded in the previous trading session. On Investors and Exporters Window, Naira depreciated by 4 kobo against dollar as it closed at ₦363.58/\$ today (vs. ₦363.54/\$ it closed in the previous trading session).

Money Market:

In the Money Market today, the REPO rate increased by an average of 63bps to tighten liquidity. At the end of the trading session, the call, 1M, 2M, 3M rate closed at 5.50% (1.00%), 9.43% (0.80%), 9.50% (0.57%) and 9.63% (0.13%) respectively. However, Open-Buy-Back (OBB) and Overnight (O/N) rate decreased by an average of 92 bps, closing at 3.83% and 4.58% respectively.

EXCHANGES				
AFRICA	7-Nov-18	VALUE Δ	6-Nov-18	% CHANGE
NSE	32,108.30	-45.73	32,154.03	-0.14%
BOTSWANA	1,332.55	-3.98	1,336.53	-0.30%
GHANA SE	2,702.79	-11.87	2,714.65	-0.44%
JSE	54,700.64	250.09	54,450.55	0.46%
RWANDA SE	131.31	-0.27	131.58	-0.21%
UGANDA SE	1,752.70	-0.27	1,752.97	-0.02%
GLOBAL		VALUE Δ		% CHANGE
DOW JONES	25977.02	342.01	25635.01	1.33%
FTSE 100	7117.28	76.60	7040.68	1.09%
DAX	11579.10	94.76	11484.34	0.83%
NIKKEI 225	22085.80	-61.95	22147.75	-0.28%
S&P 500	2795.28	39.83	2755.45	1.45%

Source: Bloomberg / PAC Research as at 18.00 GMT

CURRENCY			
MAJOR CURRENCIES			
	CURRENCY/₦		CURRENCY/\$
USD	363.28	CFA FRANC	574.50
EUR	416.65	S.A RAND	13.95
GBP	477.70	GHANA CEDI	4.84
JPY	3.21	KENYAN SHILLING	101.71
AUD	264.77	RWANDA FRANC	891.40
ZAR	26.05	EGYPTIAN POUND	17.91

Source: Bloomberg / PAC Research as at 17.00 GMT

CBN MONETARY INSTRUMENTS RATES	
	7-Nov-18
MONETARY POLICY RATE (MPR)	14%
LIQUIDITY RATIO(LR)	30%
CASH RESERVE RATIO(CRR) - Private(Public)	22.50%
INFLATION RATE	11.28%

COMMODITIES			
ENERGY	TODAY'S PRICE	VALUE Δ	PREVIOUS PRICE
BRENT CRUDE	72.25	0.12	72.13
WTI CRUDE	61.98	-0.23	62.21
GASOLINE	164.83	-4.57	169.40
NATURAL GAS	3.52	-0.04	3.56
METALS		VALUE Δ	
GOLD	1227.77	0.58	1227.19
SILVER	14.60	0.06	14.54
PLATINIUM	875.68	5.80	869.88
PALLADIUM	1138.36	20.42	1117.94
ALUMINIUM	1950.50	-24.50	1975.00
COPPER	6158.00	-33.00	6191.00
AGRICULTURE		VALUE Δ	
CORN	372.25	-1.00	373.25
WHEAT	512.75	0.75	512.00
SOYBEANS	877.75	-6.50	884.25
SUGAR	12.99	0.03	12.96
COTTON	79.15	1.72	77.43

COCOA	2393.00	5.00	2388.00
-------	---------	------	---------

I BALANCED FUND

Investment takes different forms. In investing you need to consider a few basic things;

- a) What opportunities exist in the market
- b) How much capital to commit into investment.
- c) Transaction cost
- d) Skill and time to monitor the investment
- e) How to exit the investment

Many people often ask the question why a particular stock made more than 390% last year, and think 'if I had put my money in there my investment would have quadrupled'. While that is true, have you considered investing in some stock that delivers a negative return of about 65%? - That could be catastrophic. You wouldn't know on face value what stock would likely do well at the end of the day. This is why diversification is essential, so that as your portfolio risk is spread out.

It does not require a huge amount to build a well-diversified portfolio. One can benefit from portfolio diversification, professional management, competitive returns and broad investment opportunities simply by investing in a vehicle such as a Mutual Fund. Buying into a fund provides great benefit to investors with limited knowledge, time or money, while expanding the opportunities available to the investor.

A Balanced Fund is a type of collective investment scheme that invests in multiple asset classes giving you an opportunity to benefit from a broader range of investment securities. Let me introduce PACAM Balanced Fund sponsored by the PAC Asset Management LTD.

The PACAM Fund is an Open-ended Balanced Fund that will be invested in a mix of instruments across four asset classes and target locations are as follow ; Equity (up to 40%), Bonds (up to 15%), Money Market (up to 15%) and Real Estate (up to 30%.) The Fund seeks to achieve an efficient balance between capital appreciation and income for investors with modest risk appetite.

Unit Of Sale: Minimum of 50,000 units and multiples of 10,000 units thereafter.

Offer Price: N1:00 per unit

How to subscribe:

Visit www.pacassetmanagement.com/mutualfunds download the application form, complete it and make payment at any branch of Access or Unity Bank to the following account numbers

Access Bank: 0694495528

Unity Bank: 0024075950

Please scan completed application form and payment evidence to info@pacassetmanagement.com

Redemption: You can redeem your money within 5 working days after the relevant documents have been submitted to the fund manager, but any redemption within 90 days from the date you subscribed for units will attract a fee in an amount equal to 10% of the positive total return of the units being redeemed on the day of redemption.

Reinvestment Option: Investors may either elect to receive dividend payments or, reinvestment of such dividends.

Dividend Payment: Dividend as declared, shall be distributed electronically within 7 working days after SEC approval of the funds financial results.

To know more, please contact **Dele** on **01 271 8632**.

EARNINGS UPDATES

DANGOTE CEMENT PLC(FINAL DIVIDEND)**Proposed Dividend:** 10.50 Naira per share**Proposed Bonus:** NA**Closure Date:** 16th April, 2018**Qualification Date:** 13th April, 2018**AGM Date:** 20th June, 2018**Payment Date:** 21st June, 2018**AGM Venue:** Civic Centre Victoria Island Lagos.**GUARANTY TRUST BANK PLC(INTERIM DIVIDEND)****Proposed Dividend:** 30 kobo per share**Proposed Bonus:** NA**Closure Date:** 16 August, 2018**Qualification Date:** 15 August, 2018**AGM Date:** NA**Payment Date:** 30 August, 2018**AGM Venue:** NA**ZENITH BANK PLC(FINAL DIVIDEND)****Proposed Dividend:** 30 kobo per share**Proposed Bonus:** NA**Closure Date:** 20 August, 2018**Qualification Date:** 17 August, 2018**AGM Date:** NA**Payment Date:** 29 August, 2018**AGM Venue:** NA**UNITED BANK OF AFRICA (UBA) - INTERIM DIVIDEND****Proposed Dividend:** 20 kobo per share**Proposed Bonus:** NA**Closure Date:** 12 September, 2018**Qualification Date:** 11 September, 2018**AGM Date:** NA**Payment Date:** 17 September, 2018**AGM Venue:** NA

8A, Elsie Femi Pearse, Adeola Odeku

Victoria Island, Lagos.

Tel: 234 (0) 1 2716899, 2718630

Website: www.panafricancapitalholdings.com

Email: info@panafricancapitalholdings.com

For further enquiries, please call **Charles Okonkwo** on **+2348036824312**

Disclaimer

The information, opinions and recommendations contained herein are and must be construed solely as statements of opinion and not statements of fact. No warranty, express or implied, as to the accuracy, timeliness, completeness, merchantability or fitness for any particular purpose of any such recommendation or information is given or made by **PanAfrican Capital** in any form or manner whatsoever. Each recommendation or opinion must be weighed solely as one factor in any investment or other decision made by or on behalf of any user of the information contained herein and such user must accordingly make its own study and evaluation of each strategy / security that it may consider purchasing, holding or selling and should appoint its own investment or financial or other advisors to assist the user in reaching any decision. **PanAfrican Capital** will accept no responsibility of any nature in respect of any statement, opinion, recommendation or information contained in this document.