

Monday, 19 November 2018

EQUITES MARKET CONTINUES PREVIOUS WEEK BULL RUN, ASI AT 0.51%

Equities market closed the day's trading session in green zone as the NSE All Share Index and Market Capitalisation appreciated by 0.51% to close at 32,222.24 and ₦11.76 trillion respectively. The Year-to-Date (YtD) and the Quarter-to-Date (QtD) returns stand at -15.74% and -1.66%, while the Month-to-Date (MtD) and Week-to-Date returns stand at -0.75% and 0.51% respectively

NSE Sector Indices: Of all the Industries on the NSE within our coverage, 5 sectors advanced in points while 1 sector declined. The NSE sector indices that advanced in points were NSE CONSUMER GOODS (+1.37%), NSE INSURANCE (+0.80%), NSE 30 (+0.57%), NSE BANKING (+0.38%), and NSE PREMIUM (+0.18%), while the sector that declined in points was NSE OIL AND GAS (-0.14%).

The market breadth (gainers/losers) of 5.20x for the day indicates that the number of buyers outpaced the number of sellers in the market today. At the end of the day's trading, 26 stocks advanced as 5 stocks declined; GLAXOSMITH (+9.96%), UAC-PROP (+9.72%) and NPFMCRFBK (+9.56%) led the gainers chart while MBENEFIT (-8.00%), UNIONDAC (-8.00%) and FO (-7.77%) led the losers chart for the day

The day's trading activities by volume was led by OANDO (30.30million), DIAMONDBNK (16.35million) and UBA (12.85million) while the activities by value was led by NESTLE (₦0.41billion), GUARANTY (₦0.34billion) and OANDO (₦0.15billion).

Outlook: Equites market continued previous week's bull run as ASI at 0.51%. The market breadth of today's activity 5.20x (vs. 1.19x in last trading day) indicates that buyers dominated the market and kept the market in the green zone.

Going further into the year, notwithstanding the relative stability witnessed in the market, we expect that movements in the NSE all share index will continue to fluctuate; an effect of sentiments around.

TOP GAINERS

	Stock	Previous Close	Today's Close	Change (₦)	%Change
1	GLAXOSMITH	12.05	13.25	1.20 ↑	9.96
2	UAC-PROP	1.44	1.58	0.14 ↑	9.72
3	NPFMCRFBK	1.36	1.49	0.13 ↑	9.56
4	PRESTIGE	0.56	0.61	0.05 ↑	8.93
5	JAIZBANK	0.45	0.49	0.04 ↑	8.89
6	CONTINSURE	1.41	1.50	0.09 ↑	6.38
7	JAPAUOIL	0.20	0.21	0.01 ↑	5.00
8	REGALINS	0.20	0.21	0.01 ↑	5.00
9	FLOURMILL	17.20	18.00	0.80 ↑	4.65
10	UCAP	2.85	2.96	0.11 ↑	3.86

TOP LOSERS

	Stock	Previous Close	Today's Close	Change (₦)	%Change
1	MBENEFIT	0.25	0.23	-0.02 ↓	-8.00
2	UNIONDAC	0.25	0.23	-0.02 ↓	-8.00
3	FO	20.60	19.00	-1.60 ↓	-7.77
4	WAPIC	0.42	0.40	-0.02 ↓	-4.76
5	DIAMONDBNK	0.90	0.89	-0.01 ↓	-1.11
6					#VALUE!
7					#VALUE!
8					#VALUE!
9					#VALUE!
10					#VALUE!

NSE MARKET DAILY STATISTICS			
	Today	Previous	% Change
NSE All Share Index (NSEASI)	32,222.24	32,058.28	↑ 0.51%
Market Cap. (₦ 'trn)	11.76	11.70	↑ 0.51%
Transaction Volume (million)	148.10	164.26	↓ -9.84%
Market Turnover (₦ 'million)	1,796.08	2,788.43	↓ -35.59%
Number of Deals	2,853	2,272	↑ 25.57%

Source: Nigerian Stock Exchange (NSE) / PAC Research

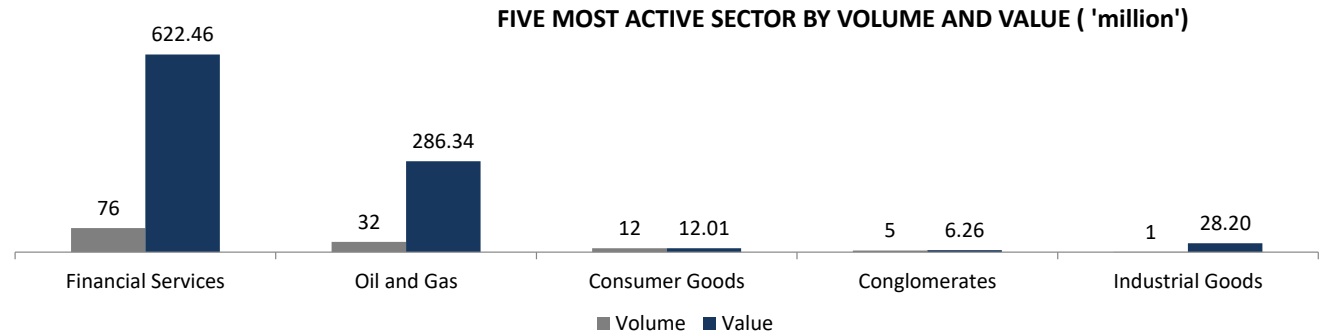
NSE SECTOR INDICES				
	Today	Previous	% Change	Ytd(%)
NSE 30	1,451.25	1,442.98	↑ 0.57%	↓ -16.91%
NSE Banking 10	415.43	413.86	↑ 0.38%	↓ -12.62%
NSE Oil&Gas 5	289.79	290.21	↓ -0.14%	↓ -12.37%
NSE Insurance 10	120.00	119.05	↑ 0.80%	↓ -13.90%
NSE Consumer Goods 10	736.53	726.61	↑ 1.37%	↓ -24.54%
NSE Premium Index	2,332.47	2,328.25	↑ 0.18%	↓ -9.03%

Source: Nigerian Stock Exchange (NSE) / PAC Research

10 TOP LOSER STOCKS YEAR TO DATE			BEST 10 STOCKS YEAR TO DATE		
1	MCNICHOLS	-65.12%	1	CCNN	94.21%
2	WAPCO	-64.36%	2	UNITYBNK	69.09%
3	FTNCOCOA	-60.00%	3	NEM	68.99%
4	UNIC	-60.00%	4	CILEASING	52.59%
5	AFRINSURE	-60.00%	5	SKYEBANK	48.08%
6	MULTIVERSE	-60.00%	6	CAVERTON	43.41%
7	DUNLOP	-60.00%	7	STERLNBANK	42.48%
8	COURTVILLE	-60.00%	8	FIDSON	32.08%
9	EQUITYASUR	-60.00%	9	LEARNAFRCA	31.82%
10	NSLTECH	-60.00%	10	PRESTIGE	22.00%

COMPANY	TURNOVER (₦'B)	CURRENT PAT (₦'B)	PREVIOUS PAT (₦'B)	PERIOD
ZENITH BANK PLC	322.20	81.74	75.32	H1 2018
NIGERIAN BREWERIES PLC	183.69	18.44	23.75	H1 2018
DANGOTE CEMENT PLC	482.44	113.16	109.71	H1 2018
ACCESS BANK PLC	137.53	22.12	22.41	Q1 2018
UNILEVER NIG PLC	48.13	5.60	3.51	H1 2018

Source: Nigerian Stock Exchange (NSE) / PAC Research

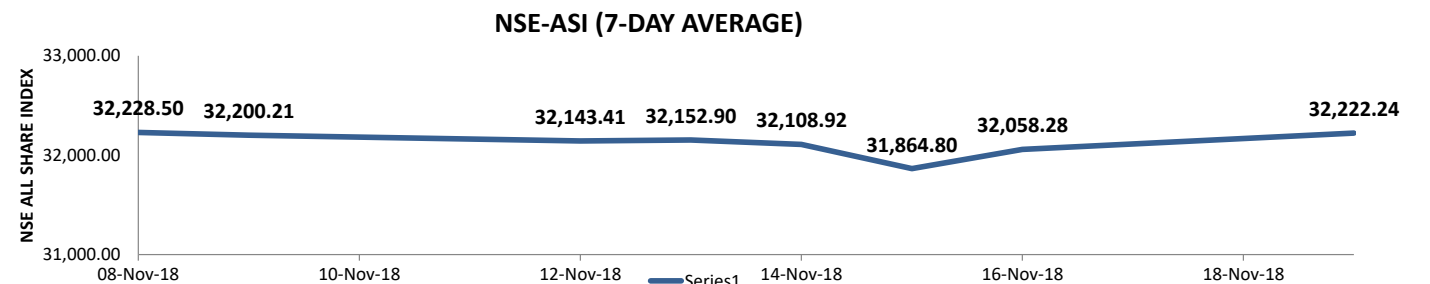
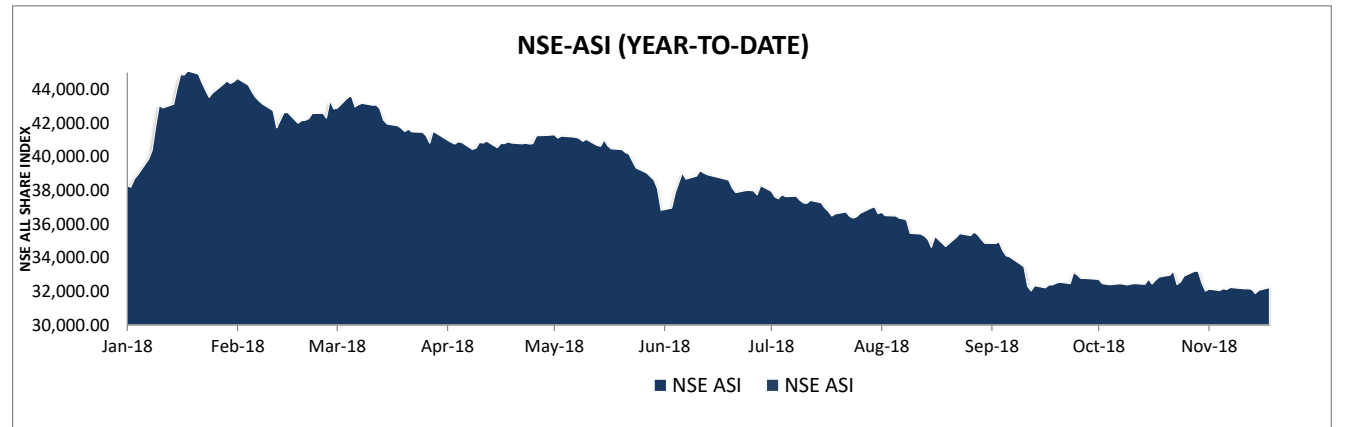


NSE RETURN HISTORY		
Day Change	↑	0.51%
Week-to-Date	↑	0.51%
Month-to-Date	↓	-0.75%
Quarter-to-Date	↓	-1.66%
Year-to-Date	↓	-15.74%

TOP TRADED STOCKS BY VOLUME	
STOCK	VOLUME (UNITS)
OANDO	30,303,655
DIAMONDBNK	16,351,940
UBA	12,852,482
FIDELITYBK	11,473,087
GUARANTY	9,159,852

TOP TRADED STOCKS BY VALUE	
STOCK	VALUE (₦)
NESTLE	408,771,237.30
GUARANTY	338,576,202.55
OANDO	154,235,482.10
UNILEVER	150,134,053.90
ZENITHBANK	115,155,862.50

Source: Nigerian Stock Exchange (NSE) / PAC Research



FIXED INCOME REPORT

Treasury Bills Market:

In the treasury bills markets, the average yield increase by 7bps as it closed at 14.24% today (vs. 14.17% average market yield of last trading session). At the end of the trading session today, the 31-Jan-19, 18-Apr-19 and 24-Oct-19 bills closed at 12.52% (0.11%), 13.50% (0.12%), and 16.71% (-0.01%) respectively.

FGN Bond Market:

In the bond market, the average market yield increase by an average of 15bps as it closed at 15.76% as against 15.61% of the previous session. The result for the 22-Mar-19, 12-Apr-19, 17-May-2019, 14-Jun-19, 29-06-2019, 12-Jul-19, 16-Aug-19, 20-Sep-19, 18-Oct-19, 23-Oct-19, 15-Nov-19, 13-Dec-19, 17-Jan-20, 13-Feb-20, 14-Feb-20, 14-Mar-20, 12-Apr-20, 18-Apr-20, 16-May-20, 17-May-20, 13-Jun-20, 14-Jun-20, 11-Jul-20, 12-Jul-20, 15-Aug-20, 16-Aug-20, 20-Sep-20, 18-Oct-20, 15-Nov-20, 13-Dec-20, 17-Jan-21, 14-Feb-21, 14-Mar-21, 18-Apr-21, 16-May-21, 13-Jun-21, 11-Jul-21, 15-Jul-21, 15-Aug-21 and 27-Jan-22 bonds traded are 13.77% (0.16%), 13.82% (0.15%), 13.95% (0.10%), 14.26% (0.08%), 14.43% (0.06%), 14.58% (0.05%), 14.96% (0.02%), 15.35% (-0.01%), 15.72% (-0.04%), 15.94% (0.03%), 15.80% (0.07%), 15.63% (0.13%), 15.06% (0.34%), 15.50% (0.18%), 15.35% (0.23%), 15.21% (0.27%), 15.18% (0.30%), 15.06% (0.30%), 15.06% (0.29%), 15.06% (0.29%), 15.06% (0.28%), 15.06% (0.28%), 15.06% (0.26%), 15.06% (0.26%), 15.07% (0.26%), 15.07% (0.25%), 15.07% (0.24%), 15.07% (0.22%), 15.07% (0.21%), 15.07% (0.20%), 15.07% (0.19%), 15.07% (0.17%), 15.08% (0.17%), 15.08% (0.16%), 15.08% (0.15%), 15.26% (-0.07%), 15.08% (0.14%) and 15.08% (0.07%) respectively.

Foreign Exchange Market:

At the FX Market (CBN Official Window), Naira remains unchanged 0kobo, closing at ₦306.70/\$ today compared to the ₦306.70/\$ it traded in the previous trading session. On Investors and Exporters Window, Naira appreciated by 18 kobo against dollar as it closed at ₦363.71/\$ today (vs. ₦363.89/\$ it closed in the previous trading session).

Money Market:

In the Money Market today, the REPO rate decreased by an average of 141bps to ease liquidity. At the end of the trading session, the call, 1M, 2M, 3M rate closed at 5.00% (-0.50%), 7.93% (-0.82%), 8.00% (-1.88%) and 8.18% (-2.45%) respectively. However, Open-Buy-Back (OBB) and Overnight (O/N) rate decreased by an average of 42 bps, closing at 5.67% and 6.58% respectively.

EXCHANGES				
AFRICA	19-Nov-18	VALUE Δ	18-Nov-18	% CHANGE
NSE	32,222.24	163.96	32,058.28	0.51%
BOTSWANA	1,287.48	-4.34	1,291.82	-0.34%
GHANA SE	2,618.70	-16.43	2,635.13	-0.62%
JSE	52,422.62	326.58	52,096.04	0.63%
RWANDA SE	131.26	0.00	131.26	0.00%
UGANDA SE	1,686.60	0.00	1,686.60	0.00%
GLOBAL		VALUE Δ		% CHANGE
DOW JONES	25225.10	-188.12	25413.22	-0.74%
FTSE 100	7049.48	35.60	7013.88	0.51%
DAX	11326.85	-14.15	11341.00	-0.12%
NIKKEI 225	21821.16	140.82	21680.34	0.65%
S&P 500	2725.75	-10.52	2736.27	-0.38%

Source: Bloomberg / PAC Research as at 18.00 GMT

CURRENCY			
MAJOR CURRENCIES			
	CURRENCY/₦		CURRENCY/\$
USD	363.13	CFA FRANC	578.15
EUR	415.98	S.A RAND	14.02
GBP	467.28	GHANA CEDI	4.87
JPY	3.23	KENYAN SHILLING	102.80
AUD	265.27	RWANDA FRANC	882.49
ZAR	25.94	EGYPTIAN POUND	17.96

Source: Bloomberg / PAC Research as at 17.00 GMT

CBN MONETARY INSTRUMENTS RATES	
	19-Nov-18
MONETARY POLICY RATE (MPR)	14%
LIQUIDITY RATIO(LR)	30%
CASH RESERVE RATIO(CRR) - Private(Public)	22.50%
INFLATION RATE	11.28%

COMMODITIES			
ENERGY	TODAY'S PRICE	VALUE Δ	PREVIOUS PRICE
BRENT CRUDE	65.37	-1.39	66.76
WTI CRUDE	55.31	-1.15	56.46
GASOLINE	155.22	-2.48	157.70
NATURAL GAS	4.43	0.16	4.27
METALS		VALUE Δ	
GOLD	1222.82	-0.54	1223.36
SILVER	14.42	0.00	14.42
PLATINIUM	844.59	-1.60	846.19
PALLADIUM	1162.97	-14.08	1177.05
ALUMINIUM	1940.00	11.00	1929.00
COPPER	6205.00	21.00	6184.00
AGRICULTURE		VALUE Δ	
CORN	375.25	-0.50	375.75
WHEAT	508.25	-7.00	515.25
SOYBEANS	878.25	-14.00	892.25
SUGAR	12.64	-0.05	12.69
COTTON	77.72	-0.57	78.29

COCOA	2223.00	-11.00	2234.00
-------	---------	--------	---------

I BALANCED FUND

Investment takes different forms. In investing you need to consider a few basic things;

- a) What opportunities exist in the market
- b) How much capital to commit into investment.
- c) Transaction cost
- d) Skill and time to monitor the investment
- e) How to exit the investment

Many people often ask the question why a particular stock made more than 390% last year, and think 'if I had put my money in there my investment would have quadrupled'. While that is true, have you considered investing in some stock that delivers a negative return of about 65%? - That could be catastrophic. You wouldn't know on face value what stock would likely do well at the end of the day. This is why diversification is essential, so that as your portfolio risk is spread out.

It does not require a huge amount to build a well-diversified portfolio. One can benefit from portfolio diversification, professional management, competitive returns and broad investment opportunities simply by investing in a vehicle such as a Mutual Fund. Buying into a fund provides great benefit to investors with limited knowledge, time or money, while expanding the opportunities available to the investor.

A Balanced Fund is a type of collective investment scheme that invests in multiple asset classes giving you an opportunity to benefit from a broader range of investment securities. Let me introduce PACAM Balanced Fund sponsored by the PAC Asset Management LTD.

The PACAM Fund is an Open-ended Balanced Fund that will be invested in a mix of instruments across four asset classes and target locations are as follow ; Equity (up to 40%), Bonds (up to 15%), Money Market (up to 15%) and Real Estate (up to 30%.) The Fund seeks to achieve an efficient balance between capital appreciation and income for investors with modest risk appetite.

Unit Of Sale: Minimum of 50,000 units and multiples of 10,000 units thereafter.

Offer Price: N1:00 per unit

How to subscribe:

Visit www.pacassetmanagement.com/mutualfunds download the application form, complete it and make payment at any branch of Access or Unity Bank to the following account numbers

Access Bank: 0694495528

Unity Bank: 0024075950

Please scan completed application form and payment evidence to info@pacassetmanagement.com

Redemption: You can redeem your money within 5 working days after the relevant documents have been submitted to the fund manager, but any redemption within 90 days from the date you subscribed for units will attract a fee in an amount equal to 10% of the positive total return of the units being redeemed on the day of redemption.

Reinvestment Option: Investors may either elect to receive dividend payments or, reinvestment of such dividends.

Dividend Payment: Dividend as declared, shall be distributed electronically within 7 working days after SEC approval of the funds financial results.

To know more, please contact **Dele** on **01 271 8632**.

EARNINGS UPDATES

DANGOTE CEMENT PLC(FINAL DIVIDEND)**Proposed Dividend:** 10.50 Naira per share**Proposed Bonus:** NA**Closure Date:** 16th April, 2018**Qualification Date:** 13th April, 2018**AGM Date:** 20th June, 2018**Payment Date:** 21st June, 2018**AGM Venue:** Civic Centre Victoria Island Lagos.**GUARANTY TRUST BANK PLC(INTERIM DIVIDEND)****Proposed Dividend:** 30 kobo per share**Proposed Bonus:** NA**Closure Date:** 16 August, 2018**Qualification Date:** 15 August, 2018**AGM Date:** NA**Payment Date:** 30 August, 2018**AGM Venue:** NA**ZENITH BANK PLC(FINAL DIVIDEND)****Proposed Dividend:** 30 kobo per share**Proposed Bonus:** NA**Closure Date:** 20 August, 2018**Qualification Date:** 17 August, 2018**AGM Date:** NA**Payment Date:** 29 August, 2018**AGM Venue:** NA**UNITED BANK OF AFRICA (UBA) - INTERIM DIVIDEND****Proposed Dividend:** 20 kobo per share**Proposed Bonus:** NA**Closure Date:** 12 September, 2018**Qualification Date:** 11 September, 2018**AGM Date:** NA**Payment Date:** 17 September, 2018**AGM Venue:** NA

8A, Elsie Femi Pearse, Adeola Odeku

Victoria Island, Lagos.

Tel: 234 (0) 1 2716899, 2718630

Website: www.panafricancapitalholdings.com

Email: info@panafricancapitalholdings.com

For further enquiries, please call **Charles Okonkwo on +2348036824312**

Disclaimer

The information, opinions and recommendations contained herein are and must be construed solely as statements of opinion and not statements of fact. No warranty, express or implied, as to the accuracy, timeliness, completeness, merchantability or fitness for any particular purpose of any such recommendation or information is given or made by **PanAfrican Capital** in any form or manner whatsoever. Each recommendation or opinion must be weighed solely as one factor in any investment or other decision made by or on behalf of any user of the information contained herein and such user must accordingly make its own study and evaluation of each strategy / security that it may consider purchasing, holding or selling and should appoint its own investment or financial or other advisors to assist the user in reaching any decision. **PanAfrican Capital** will accept no responsibility of any nature in respect of any statement, opinion, recommendation or information contained in this document.