

Thursday, January 03, 2019

Stocks Extend Losing Streak as NSE ASI Depreciates by 0.96%

Equities market closed the day's trading session in red zone as the NSE All Share Index and Market Capitalisation depreciated by 0.96% to close at 30771.32 and ₦11.47 trillion respectively. The Year-to-Date (YtD) and the Quarter-to-Date (QtD) returns stand at -2.10% and -2.10%, while the Month-to-Date (MtD) and Week-to-Date returns stand at -2.10% and -2.10% respectively

NSE Sector Indices: Of all the Industries on the NSE within our coverage, only one sector advanced in point while four sectors declined in points. The NSE sector indices that advanced in point was NSE OIL AND GAS (+0.64%), while the sectors that declined in points were NSE CONSUMER GOODS (-0.02%), NSE 30 (-1.05%), NSE INSURANCE (-0.12%) and NSE BANKING (-2.15%)

The market breadth (gainers/losers) of 0.60x for the day indicates that the number of sellers outpaced the number of buyers in the market today. At the end of the day's trading, 12 stocks advanced as 20 stocks declined; FO (+9.64%), UBN (+8.04%) and TRANSEXPR (+7.69%) led the gainers chart while GLAXOSMITH (-10.00%), UPL (-9.63%) and MCNICHOLS (-8.51%) led the losers chart for the day

The day's trading activities by volume was led by DIAMONDBNK (51.95million), TRANSCORP (12.81million) and ACCESS (11.26million) while the activity by value was led by GUARANTY (₦0.17billion), ZENITHBANK (₦0.17billion) and DIAMONDBNK (₦0.11billion).

Outlook: Twenty stocks declined as bears continue the lead in the year 2019. The dominance of bears in the market reflected on the market breadth of today's activity as it is at 0.60x (vs. 0.73x in last trading day).

Going forward, we do not expect the bearish run to dominate the year 2019 as we expect the uncertainty surrounding the Nigerian equity market to end after the general elections. As a result, we advise our clients to start taking position in the companies that have good dividend payment history.

TOP GAINERS

	Stock	Previous Close	Today's Close	Change (₦)	%Change
1	FO	28.00	30.70	2.70 ↑	9.64
2	UBN	5.60	6.05	0.45 ↑	8.04
3	TRANSEXPR	0.65	0.70	0.05 ↑	7.69
4	JBERGER	22.10	23.25	1.15 ↑	5.20
5	JAIZBANK	0.52	0.54	0.02 ↑	3.85
6	VITAFOAM	4.82	4.99	0.17 ↑	3.53
7	STERLN BANK	1.90	1.96	0.06 ↑	3.16
8	AFRIPRUD	3.87	3.94	0.07 ↑	1.81
9	UCAP	2.90	2.94	0.04 ↑	1.38
10	DANGFLOUR	6.60	6.65	0.05 ↑	0.76

TOP LOSERS

	Stock	Previous Close	Today's Close	Change (₦)	%Change
1	GLAXOSMITH	14.50	13.05	-1.45 ↓	-10.00
2	UPL	2.18	1.97	-0.21 ↓	-9.63
3	MCNICHOLS	0.47	0.43	-0.04 ↓	-8.51
4	FCMB	1.80	1.65	-0.15 ↓	-8.33
5	FIRSTALUM	0.36	0.33	-0.03 ↓	-8.33
6	DIAMONDBNK	2.15	2.00	-0.15 ↓	-6.98
7	TRANSCORP	1.29	1.21	-0.08 ↓	-6.20
8	ACCESS	6.50	6.15	-0.35 ↓	-5.38
9	CCNN	19.40	18.45	-0.95 ↓	-4.90
10	SOVRENINS	0.21	0.20	-0.01 ↓	-4.76

NSE MARKET DAILY STATISTICS				
	Today	Previous		% Change
NSE All Share Index (NSEASI)	30,771.32	31,070.06	↓	-0.96%
Market Cap. (₦ 'trn)	11.47	11.59	↓	-0.96%
Transaction Volume (million)	169.19	214.41	↓	-21.09%
Market Turnover (₦ 'million)	1,128.04	1,562.16	↓	-27.79%
Number of Deals	3,683	2,856	↑	28.96%

Source: Nigerian Stock Exchange (NSE) / PAC Research

NSE SECTOR INDICES				
	Today	Previous	% Change	YtD(%)
NSE 30	1,384.92	1,399.64	↓ -1.05%	↓ -20.71%
NSE Banking 10	390.69	399.27	↓ -2.15%	↓ -17.83%
NSE Oil&Gas 5	302.15	300.24	↑ 0.64%	↓ -8.63%
NSE Insurance 10	124.67	124.82	↓ -0.12%	↓ -10.55%
NSE Consumer Goods 10	731.39	731.57	↓ -0.02%	↓ -25.07%

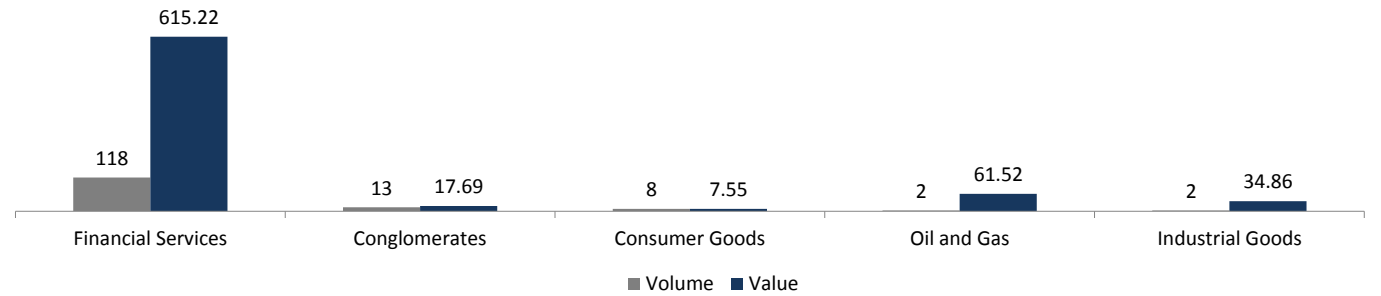
Source: Nigerian Stock Exchange (NSE) / PAC Research

TOP 10 LOSERS YEAR TO DATE			TOP 10 GAINERS YEAR TO DATE		
1	FCMB	-12.70%	1	JBERGER	15.67%
2	GLAXOSMITH	-10.00%	2	VITAFOAM	13.41%
3	UPL	-9.63%	3	UBN	8.04%
4	ACCESS	-9.56%	4	JAIZBANK	8.00%
5	MCNICHOLS	-8.51%	5	UNIONDAC	8.00%
6	TRANSCORP	-8.33%	6	CUSTODIAN	7.96%
7	LAWUNION	-8.33%	7	TRANSEXPR	7.69%
8	FIRSTALUM	-8.33%	8	FO	6.97%
9	DIAMONDBNK	-8.26%	9	CUTIX	6.71%
10	NB	-7.95%	10	ROYALEX	4.55%

COMPANY	TURNOVER (₦'B)	CURRENT PAT (₦'B)	PREVIOUS PAT (₦'B)	PERIOD
ZENITH BANK PLC	322.20	81.74	75.32	H1 2018
NIGERIAN BREWERIES PLC	183.69	18.44	23.75	H1 2018
DANGOTE CEMENT PLC	482.44	113.16	109.71	H1 2018
ACCESS BANK PLC	137.53	22.12	22.41	Q1 2018
UNILEVER NIG PLC	48.13	5.60	3.51	H1 2018

Source: Nigerian Stock Exchange (NSE) / PAC Research

FIVE MOST ACTIVE SECTOR BY VOLUME AND VALUE ('million')

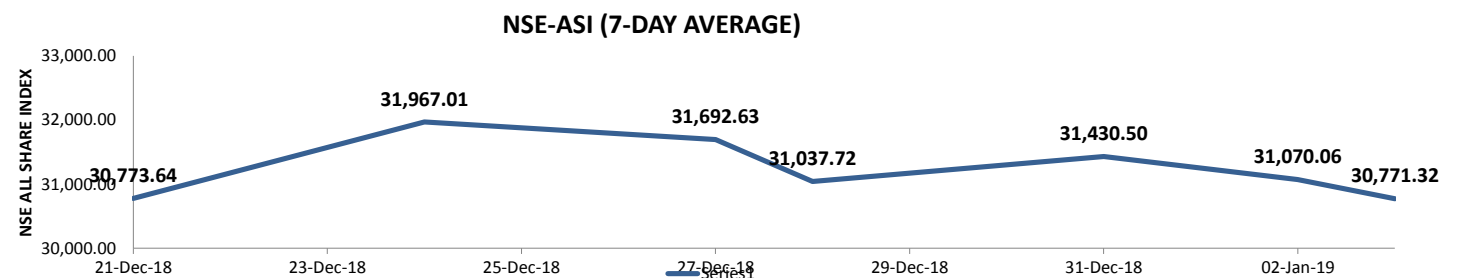
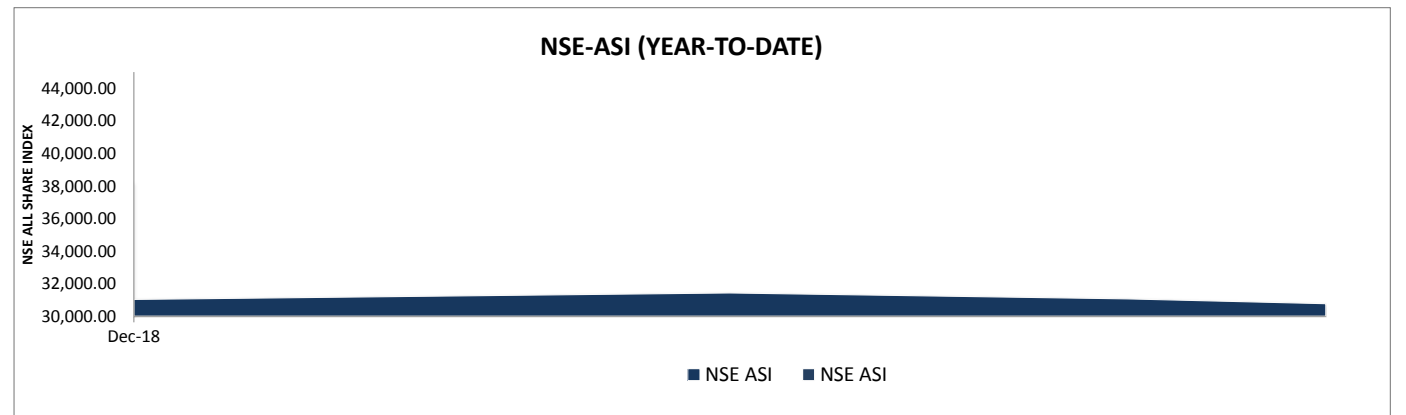


NSE RETURN HISTORY		
Day Change	↓	-0.96%
Week-to-Date	↓	-2.10%
Month-to-Date	↓	-2.10%
Quarter-to-Date	↓	-2.10%
Year-to-Date	↓	-2.10%

Source: Nigerian Stock Exchange (NSE) / PAC Research

TOP TRADED STOCKS BY VOLUME		TOP TRADED STOCKS BY VALUE	
STOCK	VOLUME (UNITS)	STOCK	VALUE (₦)
DIAMONDBNK	51,947,976	GUARANTY	171,941,372.80
TRANSCORP	12,808,861	ZENITHBANK	168,677,082.00
ACCESS	11,261,916	DIAMONDBN	107,195,960.85
FCMB	9,773,962	STANBIC	74,720,258.05
ZENITHBANK	7,413,028	ACCESS	71,399,175.05

Source: Nigerian Stock Exchange (NSE) / PAC Research



FIXED INCOME REPORT AS AT JANUARY 2, 2019

Treasury Bills Market:

In the treasury bills markets, the average yield decrease by 63bps as it closed at 14.36% today (vs. 15.00% average market yield of last trading session). At the end of the trading session today, the 04-Apr-19, 20-Jun-19 and 12-Dec-19 bills closed at 12.63% (-1.64%), 13.17% (-0.24%), and 17.29% (-0.02%) respectively.

FGN Bond Market:

In the bond market, the average market yield increase by an average of 19bps as it closed at 15.54% as against 15.34% of the previous session. The result for the 13-Dec-2020, 12-Sep-2021, 14-Mar-2024, 22-Jan-2026, 28-Nov-2028, 18-Jul-2034 and 18-Apr-2037 bonds traded are 15.98% (-0.12%), 15.31% (0.27%), 15.14% (0.72%), 15.74% (0.00%), 15.54% (0.26%), 15.67% (0.18%) and 15.54% (0.00%) respectively.

Foreign Exchange Market:

At the FX Market (CBN Official Window), Naira appreciated by 5kobo, closing at ₦306.95/\$ today compared to the ₦307.00/\$ it traded in the previous trading session. On Investors and Exporters Window, Naira depreciated by 41 kobo against dollar as it closed at ₦364.41/\$ today (vs. ₦364.00/\$ it closed in the previous trading session).

Money Market:

In the Money Market today, the REPO rate increased by an average of 225bps to tighten liquidity. At the end of the trading session, the call, 1M, 2M, 3M rate closed at 18.00% (3.00%), 13.25% (2.00%), 13.38% (2.00%) and 13.50% (2.00%) respectively. However, Open-Buy-Back (OBB) and Overnight (O/N) rate decreased by an average of 71 bps, closing at 18.33% and 19.42% respectively.

EXCHANGES				
AFRICA	3-Jan-19	VALUE Δ	2-Jan-19	% CHANGE
NSE	30,771.32	-298.74	31,070.06	-0.96%
BOTSWANA	1,272.06	0.00	1,272.06	0.00%
GHANA SE	2,459.68	3.13	2,456.55	0.13%
JSE	51,346.17	-223.60	51,569.77	-0.43%
RWANDA S	130.91	0.00	130.91	0.00%
UGANDA SE	1,645.63	0.00	1,645.63	0.00%
GLOBAL		VALUE Δ		% CHANGE
DOW JONES	23256.97	-66.69	23323.66	-0.29%
FTSE 100	6735.15	-30.79	6765.94	-0.46%
DAX	10604.36	-161.85	10766.21	-1.50%
NIKKEI 225	20392.58	-595.34	20987.92	-2.84%
S&P 500	2489.81	-17.15	2506.96	-0.68%

Source: Bloomberg / PAC Research as at 18.00 GMT

CURRENCY			
MAJOR CURRENCIES			
	CURRENCY/₦		CURRENCY/\$
USD	364.36	CFA FRANC	575.74
EUR	416.65	S.A RAND	14.23
GBP	460.90	GHANA CEDI	4.91
JPY	3.26	KENYAN SHILLING	101.40
AUD	259.58	RWANDA FRANC	875.75
ZAR	25.59	EGYPTIAN POUND	17.92

Source: Bloomberg / PAC Research

ECONOMIC INDICATORS	
	3-Jan-19
MONETARY POLICY RATE (MPR)	14%
LIQUIDITY RATIO(LR)	30.00%
CASH RESERVE RATIO(CRR) Private(Public)	22.50%
INFLATION RATE (November 2018)	11.28%
GDP GROWTH RATE (Q3'18)	1.81%

COMMODITIES			
	TODAY'S PRICE	VALUE Δ	PREVIOUS PRICE
ENERGY			
BRENT CRUDE	47.24	1.00	46.24
WTI CRUDE	PX_LAST	CHG_NET_1D	#VALUE!
GASOLINE	57.14	0.88	56.26
NATURAL GAS	533.75	3.50	530.25
METALS		VALUE Δ	
GOLD	3.61	-0.23	3.84
SILVER	1257.27	7.85	1249.42
PLATINIUM	14.81	0.17	14.64
PALLADIUM	798.85	8.00	790.85
ALUMINIUM	1259.00	7.75	1251.25
COPPER	1925.00	-17.00	1942.00
AGRICULTURE		VALUE Δ	
CORN	5970.00	-153.00	6123.00
WHEAT	384.50	-1.00	385.50
SOYBEANS	526.50	-6.25	532.75
SUGAR	100.50	1.10	99.40
COTTON	12.53	0.23	12.30
COCOA	28.85	0.18	28.67

I BALANCED FUND

Investment takes different forms. In investing you need to consider a few basic things;

- a) What opportunities exist in the market
- b) How much capital to commit into investment.
- c) Transaction cost
- d) Skill and time to monitor the investment
- e) How to exit the investment

Many people often ask the question why a particular stock made more than 390% last year, and think 'if I had put my money in there my investment would have quadrupled'. While that is true, have you considered investing in some stock that delivers a negative return of about 65%? - That could be catastrophic. You wouldn't know on face value what stock would likely do well at the end of the day. This is why diversification is essential, so that as your portfolio risk is spread out.

It does not require a huge amount to build a well-diversified portfolio. One can benefit from portfolio diversification, professional management, competitive returns and broad investment opportunities simply by investing in a vehicle such as a Mutual Fund. Buying into a fund provides great benefit to investors with limited knowledge, time or money, while expanding the opportunities available to the investor.

A Balanced Fund is a type of collective investment scheme that invests in multiple asset classes giving you an opportunity to benefit from a broader range of investment securities. Let me introduce PACAM Balanced Fund sponsored by the PAC Asset Management LTD.

The PACAM Fund is an Open-ended Balanced Fund that will be invested in a mix of instruments across four asset classes and target locations are as follow ; Equity (up to 40%), Bonds (up to 15%), Money Market (up to 15%) and Real Estate (up to 30%.) The Fund seeks to achieve an efficient balance between capital appreciation and income for investors with modest risk appetite.

Unit Of Sale: Minimum of 50,000 units and multiples of 10,000 units thereafter.

Offer Price: N1:00 per unit

How to subscribe:

Visit www.pacassetmanagement.com/mutualfunds download the application form, complete it and make payment at any branch of Access or Unity Bank to the following account numbers

Access Bank: 0694495528

Unity Bank: 0024075950

Please scan completed application form and payment evidence to info@pacassetmanagement.com

Redemption: You can redeem your money within 5 working days after the relevant documents have been submitted to the fund manager, but any redemption within 90 days from the date you subscribed for units will attract a fee in an amount equal to 10% of the positive total return of the units being redeemed on the day of redemption.

Reinvestment Option: Investors may either elect to receive dividend payments or, reinvestment of such dividends.

Dividend Payment: Dividend as declared, shall be distributed electronically within 7 working days after SEC approval of the funds financial results.

To know more, please contact **Dele** on **01 271 8632**.

EARNINGS UPDATES

DANGOTE CEMENT PLC (FINAL DIVIDEND)

Proposed Dividend: 10.50 Naira per share
Proposed Bonus: NA
Closure Date: 16th April, 2018
Qualification Date: 13th April, 2018
AGM Date: 20th June, 2018
Payment Date: 21st June, 2018

GUARANTY TRUST BANK PLC (INTERIM DIVIDEND)

Proposed Dividend: 30 kobo per share
Proposed Bonus: NA
Closure Date: 16 August, 2018
Qualification Date: 15 August, 2018
AGM Date: NA
Payment Date: 30 August, 2018

ZENITH BANK PLC (FINAL DIVIDEND)

Proposed Dividend: 30 kobo per share
Proposed Bonus: NA
Closure Date: 20 August, 2018
Qualification Date: 17 August, 2018
AGM Date: NA
Payment Date: 29 August, 2018

UNITED BANK OF AFRICA (UBA) - INTERIM DIVIDEND

Proposed Dividend: 20 kobo per share
Proposed Bonus: NA
Closure Date: 12 September, 2018
Qualification Date: 11 September, 2018
AGM Date: NA
Payment Date: 17 September, 2018

8A, Elsie Femi Pearse, Adeola Odeku
Victoria Island, Lagos.
Tel: 234 (0) 1 2716899, 2718630
Website: www.panafricancapitalholdings.com
Email: info@panafricancapitalholdings.com

For further enquiries, please call **Charles Okonkwo on +2348036824312**

Disclaimer

The information, opinions and recommendations contained herein are and must be construed solely as statements of opinion and not statements of fact. No warranty, express or implied, as to the accuracy, timeliness, completeness, merchantability or fitness for any particular purpose of any such recommendation or information is given or made by **PanAfrican Capital** in any form or manner whatsoever. Each recommendation or opinion must be weighed solely as one factor in any investment or other decision made by or on behalf of any user of the information contained herein and such user must accordingly make its own study and