

CCNN, IKEJAHOTEL AND 18 OTHERS GAIN; NSE ASI APPRECIATES BY 0.58%

Equities market closed the day's trading session in green zone as the NSE All Share Index and Market Capitalisation appreciated by 0.58% to close at 30,137.53 and ₦11.24 trillion respectively. The Year-to-Date (YtD) and the Quarter-to-Date (QtD) returns stand at -4.11% and -4.11%, while the Month-to-Date (MtD) and Week-to-Date returns stand at -4.11% and 1.03% respectively

NSE Sector Indices: Of all the Industries on the NSE within our coverage, 5 sectors advanced in points. The NSE sector indices that advanced in points were NSE INSURANCE (+3.50%), NSE 30 (+0.37%), NSE BANKING (+0.34%), NSE OIL & GAS (+0.28%), and NSE CONSUMER GOODS (+0.22%).

The market breadth (gainers/losers) of 1.62x for the day indicates that the number of buyers outpaced the number of sellers in the market today. At the end of the day's trading, 20 stocks advanced as 11 stocks declined; CCNN (+10.00%), IKEJAHOTEL (+9.35%) and ROYALEX (+9.09%) led the gainers chart while AIRSERVICE (-9.49%), VERITASKAP (-9.09%) and NEIMETH (-8.57%) led the losers chart for the day

The day's trading activities by volume was led by DIAMONDBNK (100.67million), GUARANTY (39.41million) and UBA (26.15million) while the activity by value was led by GUARANTY (₦1.32billion), ZENITHBANK (₦0.46billion) and DIAMONDBNK (₦0.21billion).

Outlook: CCNN, IKEJAHOTEL and 18 others gained as NSE ASI appreciated by 0.58%. The dominance of bulls in the market reflected on the market breadth of today's activity as it is at 1.62x (vs. 1.00x in last trading day).

Going forward, we do not expect the bearish run to dominate the year 2019 as we expect the uncertainty surrounding the Nigerian equity market to end after the general elections. As a result, we

TOP GAINERS

	Stock	Previous Close	Today's Close	Change (₦)	%Change
1	CCNN	20.00	22.00	2.00 ↑	10.00
2	IKEJAHOTEL	1.39	1.52	0.13 ↑	9.35
3	ROYALEX	0.22	0.24	0.02 ↑	9.09
4	CILEASING	8.29	9.04	0.75 ↑	9.05
5	NEM	1.73	1.88	0.15 ↑	8.67
6	MANSARD	1.80	1.95	0.15 ↑	8.33
7	UCAP	2.98	3.22	0.24 ↑	8.05
8	OANDO	4.30	4.55	0.25 ↑	5.81
9	NAHCO	3.21	3.35	0.14 ↑	4.36
10	DANGSUGAR	14.00	14.55	0.55 ↑	3.93

TOP LOSERS

	Stock	Previous Close	Today's Close	Change (₦)	%Change
1	AIRSERVICE	7.90	7.15	-0.75 ↓	-9.49
2	VERITASKAP	0.22	0.20	-0.02 ↓	-9.09
3	NEIMETH	0.70	0.64	-0.06 ↓	-8.57
4	FIRSTALUM	0.36	0.33	-0.03 ↓	-8.33
5	ABCTRANS	0.29	0.27	-0.02 ↓	-6.90
6	UPL	2.00	1.90	-0.10 ↓	-5.00
7	UNIONDAC	0.26	0.25	-0.01 ↓	-3.85
8	LAWUNION	0.55	0.53	-0.02 ↓	-3.64
9	AIICO	0.64	0.62	-0.02 ↓	-3.13
10	TOTAL	200.20	195.00	-5.20 ↓	-2.60

NSE MARKET DAILY STATISTICS			
	Today	Previous	% Change
NSE All Share Index (NSEASI)	30,137.53	29,964.79	↑ 0.58%
Market Cap. (₦ 'trn)	11.24	11.17	↑ 0.58%
Transaction Volume (million)	300.03	132.41	↑ 126.60%
Market Turnover (₦ 'million)	3,247.61	1,085.70	↑ 199.13%
Number of Deals	3,760	2,542	↑ 47.92%

Source: Nigerian Stock Exchange (NSE) / PAC Research

NSE SECTOR INDICES	Today	Previous	% Change	YtD(%)
NSE 30	1,353.47	1,348.45	↑ 0.37%	↓ -4.49%
NSE Banking 10	384.51	383.20	↑ 0.34%	↓ -3.62%
NSE Oil&Gas 5	281.03	280.24	↑ 0.28%	↓ -7.01%
NSE Insurance 10	118.19	114.19	↑ 3.50%	↓ -6.55%
NSE Consumer Goods 10	705.78	704.24	↑ 0.22%	↓ -5.75%
NSE Premium Index	-	2,067.45		↓ -100.00%

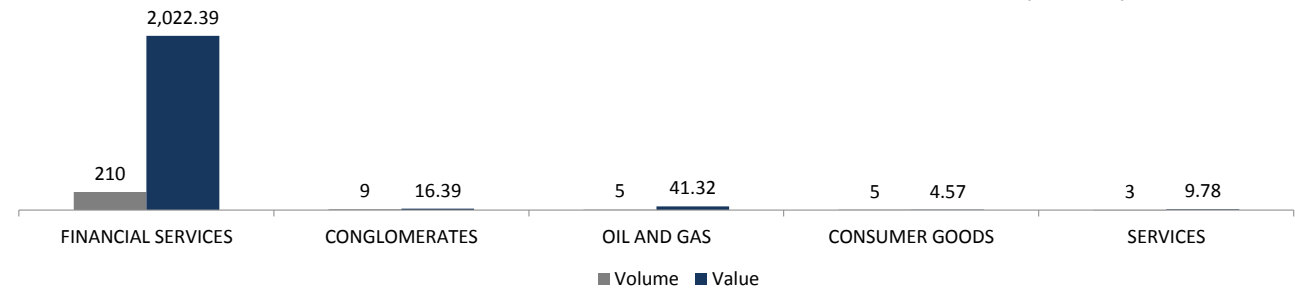
Source: Nigerian Stock Exchange (NSE) / PAC Research

TOP 10 LOSERS YEAR TO DATE			TOP 10 GAINERS YEAR TO DATE		
1	RESORTSAL	-32.00%	1	CILEASING	407.87%
2	NEM	-30.37%	2	JBERGER	41.29%
3	UNITYBNK	-22.43%	3	UCAP	14.18%
4	CHAMPION	-22.11%	4	CCNN	13.40%
5	LINKASSURE	-18.06%	5	CORNERST	10.00%
6	NEIMETH	-17.95%	6	CUTIX	9.76%
7	FLOURMILL	-16.45%	7	JOHNHOLT	9.09%
8	GLAXOSMITH	-15.86%	8	ROYALEX	9.09%
9	ACCESS	-14.71%	9	LIVESTOCK	8.16%
10	UAC-PROP	-13.61%	10	UBN	8.04%

COMPANY	TURNOVER (₦'B)	CURRENT PAT (₦'B)	PREVIOUS PAT (₦'B)	PERIOD
ZENITH BANK PLC	322.20	81.74	75.32	H1 2018
NIGERIAN BREWERIES PLC	183.69	18.44	23.75	H1 2018
DANGOTE CEMENT PLC	482.44	113.16	109.71	H1 2018
ACCESS BANK PLC	137.53	22.12	22.41	Q1 2018
UNILEVER NIG PLC	48.13	5.60	3.51	H1 2018

Source: Nigerian Stock Exchange (NSE) / PAC Research

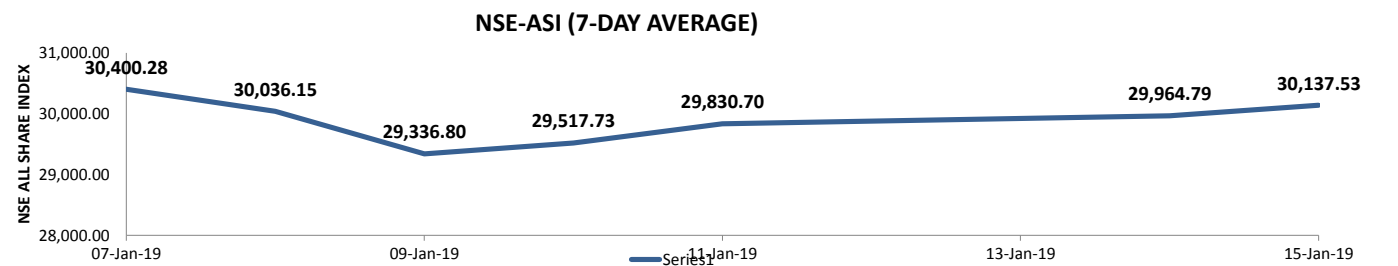
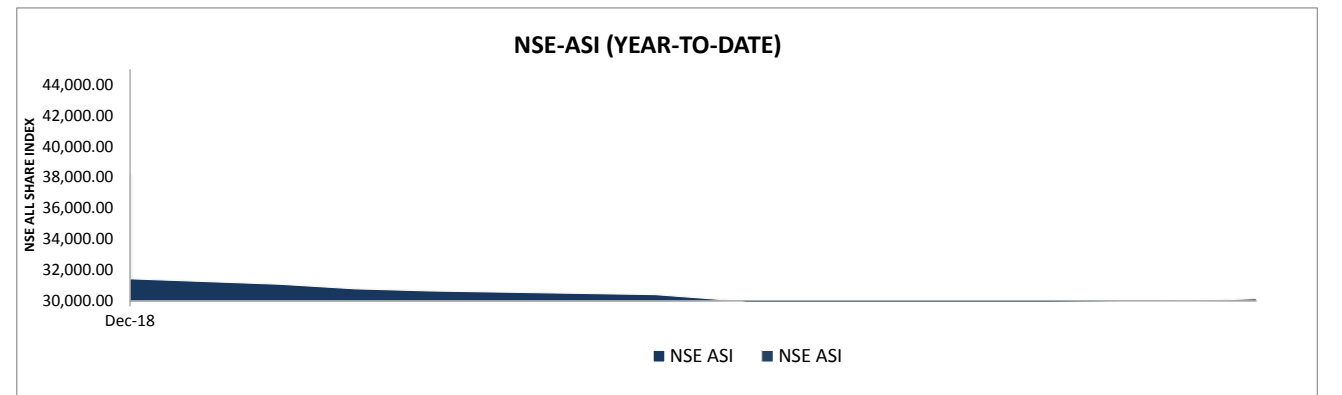
FIVE MOST ACTIVE SECTOR BY VOLUME AND VALUE ('million')



NSE RETURN HISTORY		
Day Change	↑	0.58%
Week-to-Date	↑	1.03%
Month-to-Date	↓	-4.11%
Quarter-to-Date	↓	-4.11%
Year-to-Date	↓	-4.11%

TOP TRADED STOCKS BY VOLUME		TOP TRADED STOCKS BY VALUE	
STOCK	VOLUME (UNITS)	STOCK	VALUE (₦)
DIAMONDBNK	100,673,834	GUARANTY	1,318,898,123.90
GUARANTY	39,406,602	ZENITHBANK	462,994,422.45
UBA	26,153,610	DIAMONDBN	209,014,011.79
FBNH	23,361,699	UBA	191,326,861.90
ZENITHBANK	21,131,980	FBNH	171,864,522.90

Source: Nigerian Stock Exchange (NSE) / PAC Research



FIXED INCOME REPORT AS AT JANUARY 14, 2019

Treasury Bills Market:

In the treasury bills markets, the average yield decrease by 11bps as it closed at 14.84% today (vs. 14.94% average market yield of last trading session). At the end of the trading session today, the 04-Apr-19, 20-Jun-19 and 12-Dec-19 bills closed at 14.05% (-0.28%), 13.10% (-0.01%), and 17.36% (-0.03%) respectively.

FGN Bond Market:

In the bond market, the average market yield increase by an average of 5bps as it closed at 15.42% as against 15.37% of the previous session. The result for the 13-Dec-2020, 12-Sep-2021, 14-Mar-2024, 22-Jan-2026, 28-Nov-2028, 18-Jul-2034 and 18-Apr-2037 bonds traded are 15.84% (0.07%), 15.13% (0.10%), 15.13% (0.05%), 15.63% (0.10%), 15.54% (0.04%), 15.52% (0.03%) and 15.26% (-0.12%) respectively.

Foreign Exchange Market:

At the FX Market (CBN Official Window), Naira appreciated by 5kobo, closing at ₦306.85/\$ today compared to the ₦306.90/\$ it traded in the previous trading session. On Investors and Exporters Window, Naira appreciated by 64 kobo against dollar as it closed at ₦364.30/\$ today (vs. ₦364.94/\$ it closed in the previous trading session).

Money Market:

In the Money Market today, the REPO rate increased by an average of 625bps to tighten liquidity. At the end of the trading session, the call, 1M, 2M, 3M rate closed at 32.50% (10.00%), 22.75% (5.00%), 22.88% (5.00%) and 23.00% (5.00%) respectively. However, Open-Buy-Back (OBB) and Overnight (O/N) rate increased by an average of 1221 bps, closing at 31.67% and 35.25% respectively.

EXCHANGES				
AFRICA	15-Jan-19	VALUE Δ	14-Jan-19	% CHANGE
NSE	30,137.53	172.74	29,964.79	0.58%
BOTSWANA	1,333.31	1.94	1,331.37	0.15%
GHANA SE	2,495.46	10.21	2,485.25	0.41%
JSE	53,533.54	47.95	53,485.59	0.09%
RWANDA SI	131.20	0.00	131.20	0.00%
UGANDA SE	1,602.73	0.00	1,602.73	0.00%
GLOBAL		VALUE Δ		% CHANGE
DOW JONES	24003.28	93.44	23909.84	0.39%
FTSE 100	6898.06	43.04	6855.02	0.63%
DAX	10880.94	25.03	10855.91	0.23%
NIKKEI 225	20555.29	195.59	20359.70	0.96%
S&P 500	2599.51	16.90	2582.61	0.65%

Source: Bloomberg / PAC Research as at 16.00 GMT

CURRENCY			
MAJOR CURRENCIES			
	CURRENCY/₦		CURRENCY/\$
USD	364.22	CFA FRANC	571.83
EUR	414.66	S.A RAND	13.78
GBP	464.43	GHANA CEDI	4.92
JPY	3.34	KENYAN SHILLING	101.80
AUD	261.32	RWANDA FRANC	880.00
ZAR	26.35	EGYPTIAN POUND	17.93

Source: Bloomberg / PAC Research

ECONOMIC INDICATORS	
	15-Jan-19
MONETARY POLICY RATE (MPR)	14%
LIQUIDITY RATIO(LR)	30.00%
CASH RESERVE RATIO(CRR) Private(Public)	22.50%
INFLATION RATE (November 2018)	11.28%
GDP GROWTH RATE (Q3'18)	1.81%

COMMODITIES			
ENERGY	TODAY'S PRICE	VALUE Δ	PREVIOUS PRICE
BRENT CRUDE	60.28	1.32	58.96
WTI CRUDE	51.97	1.47	50.50
GASOLINE	139.94	3.61	136.33
NATURAL GAS	3.51	-0.08	3.58
METALS		VALUE Δ	
GOLD	1289.69	-1.18	1290.87
SILVER	15.59	-0.04	15.63
PLATINIUM	802.38	0.69	801.69
PALLADIUM	1334.68	10.93	1323.75
ALUMINIUM	A Real Time	-8.00	#VALUE!
COPPER	A Real Time	-45.00	#VALUE!
AGRICULTURE		VALUE Δ	
CORN	373.75	-4.25	378.00
WHEAT	510.25	-3.75	514.00
SOYBEANS	894.00	-8.25	902.25
SUGAR	12.98	0.22	12.76
COTTON	72.60	-0.39	72.99
COCOA	2276.00	-67.00	2343.00

BALANCED FUND

Investment takes different forms. In investing you need to consider a few basic things;

- a) What opportunities exist in the market
- b) How much capital to commit into investment.
- c) Transaction cost
- d) Skill and time to monitor the investment
- e) How to exit the investment

Many people often ask the question why a particular stock made more than 390% last year, and think 'if I had put my money in there my investment would have quadrupled'. While that is true, have you considered investing in some stock that delivers a negative return of about 65%? - That could be catastrophic. You wouldn't know on face value what stock would likely do well at the end of the day. This is why diversification is essential, so that as your portfolio risk is spread out.

It does not require a huge amount to build a well-diversified portfolio. One can benefit from portfolio diversification, professional management, competitive returns and broad investment opportunities simply by investing in a vehicle such as a Mutual Fund. Buying into a fund provides great benefit to investors with limited knowledge, time or money, while expanding the opportunities available to the investor.

A Balanced Fund is a type of collective investment scheme that invests in multiple asset classes giving you an opportunity to benefit from a broader range of investment securities. Let me introduce PACAM Balanced Fund sponsored by the PAC Asset Management LTD.

The PACAM Fund is an Open-ended Balanced Fund that will be invested in a mix of instruments across four asset classes and target locations are as follow ; Equity (up to 40%), Bonds (up to 15%), Money Market (up to 15%) and Real Estate (up to 30%.) The Fund seeks to achieve an efficient balance between capital appreciation and income for investors with modest risk appetite.

Unit Of Sale: Minimum of 50,000 units and multiples of 10,000 units thereafter.

Offer Price: N1:00 per unit

How to subscribe:

Visit www.pacassetmanagement.com/mutualfunds download the application form, complete it and make payment at any branch of Access or Unity Bank to the following account numbers

Access Bank: 0694495528

Unity Bank: 0024075950

Please scan completed application form and payment evidence to info@pacassetmanagement.com

Redemption: You can redeem your money within 5 working days after the relevant documents have been submitted to the fund manager, but any redemption within 90 days from the date you subscribed for units will attract a fee in an amount equal to 10% of the positive total return of the units being redeemed on the day of redemption.

Reinvestment Option: Investors may either elect to receive dividend payments or, reinvestment of such dividends.

Dividend Payment: Dividend as declared, shall be distributed electronically within 7 working days after SEC approval of the funds financial results.

To know more, please contact **Dele** on **01 271 8632**.

EARNINGS UPDATES

DANGOTE CEMENT PLC (FINAL DIVIDEND)

Proposed Dividend: 10.50 Naira per share
Proposed Bonus: NA
Closure Date: 16th April, 2018
Qualification Date: 13th April, 2018
AGM Date: 20th June, 2018
Payment Date: 21st June, 2018

ZENITH BANK PLC (FINAL DIVIDEND)

Proposed Dividend: 30 kobo per share
Proposed Bonus: NA
Closure Date: 20 August, 2018
Qualification Date: 17 August, 2018
AGM Date: NA
Payment Date: 29 August, 2018

GUARANTY TRUST BANK PLC (INTERIM DIVIDEND)

Proposed Dividend: 30 kobo per share
Proposed Bonus: NA
Closure Date: 16 August, 2018
Qualification Date: 15 August, 2018
AGM Date: NA
Payment Date: 30 August, 2018

UNITED BANK OF AFRICA (UBA) - INTERIM DIVIDEND

Proposed Dividend: 20 kobo per share
Proposed Bonus: NA
Closure Date: 12 September, 2018
Qualification Date: 11 September, 2018
AGM Date: NA
Payment Date: 17 September, 2018

8A, Elsie Femi Pearse, Adeola Odeku
Victoria Island, Lagos.
Tel: 234 (0) 1 2716899, 2718630
Website: www.panafricancapitalholdings.com
Email: info@panafricancapitalholdings.com

For further enquiries, please call **Charles Okonkwo** on **+2348036824312**

Disclaimer

The information, opinions and recommendations contained herein are and must be construed solely as statements of opinion and not statements of fact. No warranty, express or implied, as to the accuracy, timeliness, completeness, merchantability or fitness for any particular purpose of any such recommendation or information is given or made by **PanAfrican Capital** in any form or manner whatsoever. Each recommendation or opinion must be weighed solely as one factor in any investment or other decision made by or on behalf of any user of the information contained herein and such user must accordingly make its own study and