






Market Key Performance Indicators	
NSE All Share Index:	26,217.54
Market Cap. (N):	9,020,836,589,758.87
Volume :	187,704,002.00
Turnover (N):	10,428,197,564.44
Number of Deals:	3,055.00

**24th January, 2017**

S/N	Company	Stocks	Closing Price	Absolute Change	% Change	Previous Close	Open	High	Low	Volume	Value	Year-to-Date	Year-High	Year-Low	At or Below Year-Low
1	7UP BOTTLING COMP. PLC	7UP	101.40	-5.33	-4.99%	106.73	103.00	103.00	101.40	119,205	12,154,481.60	-21.40%	129.00	101.40	101.40
2	ACCESS BANK NIGERIA PLC	ACCESS	7.00	-0.05	-0.71%	7.05	6.90	7.03	6.90	9,334,559	65,306,540.39	19.25%	7.05	5.42	
3	AFRICA PRUDENTIAL REGISTR	AFRIPRUD	3.19	0.14	4.59%	3.05	3.05	3.19	3.02	939,008	2,913,796.55	4.59%	3.19	3.05	
4	AFRICAN PAINTS (NIGERIA) PL	AFRPAINTS	2.47	0.00	0.00%	2.47	2.47	2.47	2.47	1,000	2,350.00	0.00%	2.47	2.47	2.47
5	A.G. LEVENTIS NIGERIA PLC	AGLEVENT	0.86	-0.02	-2.27%	0.88	0.86	0.86	0.86	90,000	77,250.00	-10.42%	0.88	0.84	
6	AICO INSURANCE PLC	AICO	0.58	-0.02	-3.33%	0.60	0.60	0.60	0.58	514,640	302,766.44	-7.94%	0.61	0.58	0.58
7	AIRLINE SERVICES AND LOGIS	AIRSERVICE	2.65	0.00	0.00%	2.65	2.78	2.65	2.65	105,350	279,223.00	6.00%	2.65	2.43	
8	ASHAKACEM PLC	ASHAKACEM	10.86	0.00	0.00%	10.86	10.86	10.86	10.86	51,975	548,110.08	-9.65%	11.00	10.86	10.86
9	BERGER PAINTS PLC	BERGER	6.08	0.00	0.00%	6.08	6.08	6.08	6.08	6,713	40,341.41	-5.00%	6.40	6.08	6.08
10	BETA GLASS CO PLC	BETAGLAS	30.00	0.00	0.00%	30.00	30.00	30.00	30.00	700	21,700.00	-1.06%	31.83	30.00	30.00
11	CADBURY NIGERIA PLC	CADBURY	9.00	0.00	0.00%	9.00	9.00	9.00	9.00	241,204	2,179,996.74	-12.54%	10.55	9.00	9.00
12	CAVERTON OFFSHORE SUPPOR	CAVERTON	0.72	-0.03	-4.00%	0.75	0.77	0.77	0.72	373,170	273,390.60	-20.00%	0.90	0.72	0.72
13	CAP PLC	CAP	32.00	0.00	0.00%	32.00	32.00	32.00	32.00	21,872	680,928.57	0.00%	32.00	32.00	32.00
14	CEMENT CO. OF NORTH NIG. PL	CCNN	4.62	0.22	5.00%	4.40	4.61	4.62	4.61	164,495	758,567.25	-7.60%	4.86	4.40	
15	CHAMPION BREW. PLC	CHAMPION	2.30	0.00	0.00%	2.30	2.40	2.30	2.30	4,660	11,082.40	-6.12%	2.50	2.30	2.30
16	CHAMS NIGERIA PLC	CHAMS	0.50	0.00	0.00%	0.50	0.50	0.50	0.50	100,000	50,000.00	0.00%	0.50	0.50	0.50
17	CONOIL PLC	CONOIL	37.35	0.00	0.00%	37.35	37.35	37.35	37.35	12,852	456,117.48	-0.35%	37.48	37.35	37.35
18	CONTINENTAL REINSURANCE	CONTINSURE	1.22	0.00	0.00%	1.22	1.22	1.22	1.22	110,000	133,000.00	23.23%	1.22	1.00	
19	CUSTOMER & ALLIED INSURAN	CUSTODYNS	3.63	-0.19	-4.97%	3.82	3.63	3.63	3.63	536,625	1,947,948.75	-6.68%	3.93	3.63	3.63
20	CUTIX PLC	CUTIX	1.66	0.00	0.00%	1.66	1.66	1.66	1.66	220,100	378,566.00	-12.17%	1.89	1.66	1.66
21	DANGOTE CEMENT PLC	DANGCEM	167.00	0.00	0.00%	167.00	167.00	167.00	166.10	804,424	133,912,433.40	-4.02%	174.00	167.00	167.00
22	DANGOTE FLOUR MILLS PLC	DANGFLOUR	3.98	0.00	0.00%	3.98	3.98	3.98	3.98	526,098	2,038,150.13	-6.35%	3.99	3.98	3.98
23	DANGOTE SUGAR REFINERY PI	DANGSUGAR	6.42	0.00	0.00%	6.42	6.42	6.42	6.42	171,050	1,081,056.14	5.07%	6.42	6.08	
24	DIAMOND BANK NIGERIA PLC	DIAMONDBNK	1.08	0.00	0.00%	1.08	1.13	1.13	1.08	12,932,703	14,077,671.77	22.73%	1.08	0.90	
25	ETERNA OIL & GAS PLC	ETERNA	3.60	0.00	0.00%	3.60	3.60	3.60	3.60	627,190	2,182,435.10	16.13%	3.60	3.11	
26	ECOBANK TRANSNATIONAL IN	ETI	10.00	0.00	0.00%	10.00	10.00	10.00	10.00	3,688,833	36,875,187.26	-2.72%	10.88	10.00	10.00
27	EVANS MEDICAL PLC	EVANSMED	0.50	0.00	0.00%	0.50	0.50	0.50	0.50	24,179	12,089.50	0.00%	0.50	0.50	0.50
28	FIRST BANK OF NIG. PLC	FBNH	3.55	-0.05	-1.39%	3.60	3.60	3.61	3.52	18,229,265	65,156,057.42	5.97%	3.60	3.40	
29	FCMB PLC	FCMB	1.33	-0.01	-0.75%	1.34	1.31	1.33	1.30	10,575,850	13,909,004.23	20.91%	1.34	1.08	
30	FIDELITY BANK PLC	FIDELITYBK	0.93	0.02	2.20%	0.91	0.91	0.93	0.90	10,289,330	9,422,250.20	10.71%	0.93	0.87	
31	FIDSON	FIDSON	1.15	-0.05	-4.17%	1.20	1.15	1.15	1.15	526,000	607,500.00	-10.16%	1.23	1.15	1.15
32	FLOUR MILLS NIG. PLC	FLOURMILL	18.50	0.00	0.00%	18.50	18.50	18.50	18.50	48,014	7,711,772.06	0.05%	18.50	17.64	
33	FORTE OIL PLC	FO	64.00	0.12	0.19%	63.88	66.50	66.50	61.10	1,197,183	74,380,532.37	-24.20%	103.87	63.88	
34	GLAXO SMITHKLINE CONSUME	GLAXOSMITH	16.00	0.00	0.00%	16.00	16.00	16.00	16.00	16,993	262,561.50	1.59%	16.00	15.75	
35	GUARANTY TRUST BANK PLC	GUARANTY	23.90	0.00	0.00%	23.90	23.90	23.94	23.85	14,170,005	338,656,737.74	-3.24%	24.50	23.43	
36	GUINEA INSURANCE PLC	GUINEAINS	0.50	0.00	0.00%	0.50	0.50	0.50	0.50	4,455	2,227.50	0.00%	0.50	0.50	0.50
37	GUINNESS NIG PLC	GUINNESS	71.00	2.50	3.65%	68.50	70.33	73.83	70.35	155,628	10,988,511.33	-14.51%	84.30	68.50	
38	HONEYWELL FLOUR MILL PLC	HONYFLOUR	1.21	0.03	2.54%	1.18	1.20	1.21	1.21	107,945	129,273.70	-6.92%	1.23	1.18	
39	INTERNATIONAL BREWERIES	INTBREW	17.42	-0.08	-0.46%	17.50	17.42	17.42	17.42	408,028	7,101,499.84	-6.09%	17.95	16.99	
40	JAPAOIL OIL AND MARITIME SE	JAPAOILOIL	0.50	0.00	0.00%	0.50	0.50	0.50	0.50	100	50.00	0.00%	0.50	0.50	0.50
41	JULIUS BERGER NIG PLC	JBERGER	34.83	0.00	0.00%	34.83	34.83	34.83	34.83	7,244	257,894.00	-9.72%	38.58	34.83	34.83
42	LASACO ASSURANCE PLC	LASACO	0.50	0.00	0.00%	0.50	0.50	0.50	0.50	4,455	2,227.50	0.00%	0.50	0.50	0.50
43	LAW UNION AND ROCK INSUR	LAWUNION	0.80	0.00	0.00%	0.80	0.80	0.80	0.80	2,784	2,115.84	0.00%	0.80	0.67	
44	LEARN AFRICA PLC	LEARNAFRCA	0.77	0.00	0.00%	0.77	0.77	0.77	0.77	1,000	740.00	0.00%	0.77	0.77	0.77
45	LINKAGE ASSURANCE PLC	LINKASSURE	0.50	0.00	0.00%	0.50	0.50	0.50	0.50	4,655	2,327.50	0.00%	0.50	0.50	0.50
46	LIVESTOCK FEEDS PLC	LIVESTOCK	0.81	-0.01	-1.22%	0.82	0.81	0.82	0.81	741,985	604,566.53	-3.57%	0.84	0.81	0.81
47	MANSARD INSURANCE PLC (for	MANSARD	1.60	0.00	0.00%	1.60	1.60	1.60	1.60	15,810	25,296.00	-4.19%	1.60	1.56	
48	MAY & BAKER NIGERIA PLC	MAYBAKER	0.97	0.00	0.00%	0.97	0.97	0.97	0.97	1,955	1,970.00	3.19%	0.97	0.90	
49	MOBIL OIL NIG PLC	MOBIL	276.00	0.00	0.00%	276.00	276.00	276.00	276.00	27,789	7,378,903.09	-1.08%	280.00	276.00	276.00
50	MRS OIL NIGERIA PLC.	MRS	43.24	0.00	0.00%	43.24	43.24	43.24	43.24	3,829	157,295.32	2.13%	43.24	43.24	43.24
51	NAHCO	NAHCO	2.72	-0.14	-4.90%	2.86	2.72	2.72	2.72	60,600	164,832.00	-13.92%	2.86	2.50	
52	NATIONAL SALT CO. NIG. PLC	NASCON	7.47	-0.08	-1.06%	7.55	7.47	7.47	7.47	214,418	1,607,634.35	-12.12%	7.55	7.30	
53	NIGERIAN BREW PLC.	NB	142.50	-2.00	-1.38%	144.50	141.41	142.50	141.41	4,011,878	570,358,702.63	-3.71%	144.50	137.00	
54	NCR (NIGERIA) PLC	NCR	7.71	-0.40	-4.93%	8.11	7.71	7.71	7.71	66,370	511,776.40	-9.61%	8.53	7.71	7.71
55	NEIMETH INTERNATIONAL PH	NEIMETH	0.64	-0.03	-4.48%	0.67	0.64	0.64	0.64	1,265,852	811,687.28	-17.95%	0.78	0.64	0.64
56	N.E.M INSURANCE CO (NIG) PL	NEM	0.81	0.00	0.00%	0.81	0.81	0.81	0.81	25,400	20,603.50	-22.86%	0.88	0.81	0.81
57	NESTLE NIGERIA PLC	NESTLE	749.00	29.00	4.03%	720.00	756.00	749.00	749.00	96,023	71,867,180.00	-7.53%	810.00	720.00	
58	NORTHERN NIGERIA FLOUR MI	NPFM	6.01	0.00	0.00%	6.01	6.01	6.01	6.01	500	2,855.00	0.00%	6.01	6.01	6.01
59	NPF MICROFINANCE BANK PLC	NPFMCRCFBK	1.12	0.05	4.67%	1.07	1.12	1.12	1.12	676,668	752,031.80	1.82%	1.12	1.05	
60	OANDO PLC	OANDO	4.60	-0.15	-3.16%	4.75	4.82	4.80	4.58	1,676,547	7,909,844.39	-2.13%	4.75	4.30	
61	OKOMU OIL PALM PLC	OKOMUOIL	44.00	0.00	0.00%	44.00	44.00	44.00	44.00	42,354	1,847,050.10	9.53%	44.00	39.52	
62	PHARMA - DEKO PLC	PHARMDEKO	1.86	0.00	0.00%	1.86	1.86	1.86	1.86	3,000	5,580.00	4.49%	1.86	1.78	
63	PRESCO PLC	PRESCO	44.12	0.00	0.00%	44.12	44.12	44.12	44.12	20,677	925,039.64	10.02%	44.12	38.05	
64	P.Z. CUSSONS NIGERIA PLC	PZ	14.25	0.00	0.00%	14.25	14.25	14.25	14.25	201,969	2,877,865.21	-1.72%	14.25	14.25	14.25
65	SEPLAT PETROLEUM DEVELOP	SEPLAT	380.00	15.00	4.11%	365.00	380.00	380.00	380.00	22,611,083	8,592,197,276.63	0.00%	380.00	365.00	
66	SKYE BANK PLC	SKYEBANK	0.50	0.00	0.00%	0.50	0.50	0.50	0.50	1,001,000	500,500.00	0.00%	0.50	0.50	0.50
67	SOVEREIGN TRUST INSURANCE	SOVEREINS	0.50	0.00	0.00%	0.50	0.50	0.50	0.50	250	125.00	0.00%	0.50	0.50	0.50

82	VITAFOAM NIG PLC	VITAFOAM	2.29	-0.01		-0.43%	2.30	2.26	2.29	2.26	341,227	773,004.69	-4.58%	2.30	2.29	2.29
83	LAFARGE (WAPCO) PLC	WAPCO	40.00	0.00		0.00%	40.00	40.00	40.00	40.00	355,813	14,280,756.87	-2.32%	41.00	40.00	40.00
84	INTERCONTINENTAL WAPIC PL	WAPIC	0.51	-0.01		-1.92%	0.52	0.52	0.53	0.51	558,057	290,506.91	2.00%	0.52	0.50	0.50
85	WEMA BANK PLC	WEMABANK	0.55	0.02		3.77%	0.53	0.54	0.55	0.52	2,741,950	1,459,173.09	1.85%	0.55	0.52	0.52
86	ZENITH BANK PLC	ZENITHBANK	15.40	-0.55		-3.45%	15.95	15.90	15.90	15.38	11,164,237	173,917,706.68	4.41%	15.95	14.40	14.40