

Bearish Trend Extends to Day Four as NSEASI Returns -2.18% WtD

The equity market closed the day's trading session in the negative territory as the NSE All Share Index and Market Capitalization declined by 0.21% to close at 25,559.79 points and ₦8.81 trillion respectively. The Year-to-Date (YtD) and the Quarter-to-Date (QtD) returns stand at -10.62% and -9.65%, while the Month-to-Date (MtD) and the Week-to-Date returns stand at -5.95% and -2.18% respectively.

NSE Sector Indices: Two out of the major NSE indices (within our coverage) advanced in points while the other four major NSE Indices declined in points. The NSE index advancers for the day are the NSE Insurance (+0.47%) and the NSE Banking (+0.19%) while NSE index decliners for the day are the NSE Oil & Gas (-1.57%), the NSE Consumer Goods (-0.27%), the NSE 30 (-0.22%) and the NSE Premium (-0.06%).

The market breadth (gainers/losers) of 0.58x for the day indicates that the number of sellers outpaced the number of buyers in the market today. At the end of the day's trading, 14 stocks advanced as 24 stocks declined; NASCON (+4.93%), HONYFLOUR (+4.81%) and MAYBAKER (+4.55%) led the gainers chart while FO (-5.00%), GLAXOSMITH (-4.98%) and CAP (-4.98%) led the losers chart for the day.

The day's trading activities by volume was led by GUARANTY (29.175 million), STACO (25.680 million) and TRANSCORP (17.678 Million) while the activity by value was led by GUARANTY (₦0.627 billion), NB (₦0.114 billion) and ZENITHBANK (₦0.054 billion).

Outlook: Though the Financial sector rallied in the stocks, the equity market maintained its losing streak for the 4th consecutive day this week. We attribute the bearish trend in the stock market to the dearth of positive news inflow, and the continued investor aversion towards the equity market given the high yielding and less risky fixed income market. We therefore expect the market to close the week on a negative note.

TOP GAINERS

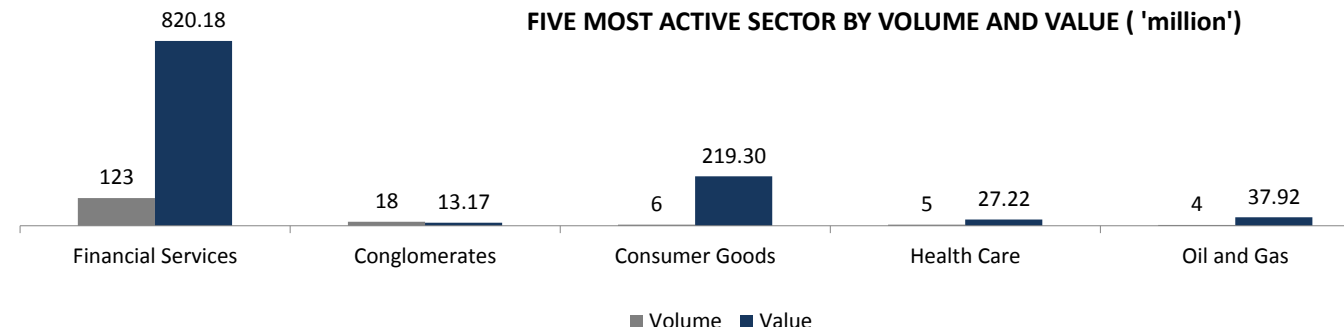
	Stock	Previous Close	Today's Close	Change (₦)	%Change
1	NASCON	7.51	7.88	0.37 ↑	4.93%
2	HONYFLOUR	1.04	1.09	0.05 ↑	4.81%
3	MAYBAKER	0.88	0.92	0.04 ↑	4.55%
4	FIDELITYBK	0.76	0.79	0.03 ↑	3.95%
5	AIICO	0.58	0.60	0.02 ↑	3.45%
6	ETI	9.71	10.00	0.29 ↑	2.99%
7	CONTINSURE	1.01	1.04	0.03 ↑	2.97%
8	VITAFOAM	2.39	2.45	0.06 ↑	2.51%
9	OANDO	3.70	3.78	0.08 ↑	2.16%
10	ACCESS	5.40	5.50	0.10 ↑	1.85%

TOP LOSERS

	Stock	Previous Close	Today's Close	Change (₦)	%Change
1	FO	87.02	82.67	-4.35 ↓	-5.00%
2	GLAXOSMITH	14.25	13.54	-0.71 ↓	-4.98%
3	CAP	33.75	32.07	-1.68 ↓	-4.98%
4	CADBURY	10.57	10.05	-0.52 ↓	-4.92%
5	TOTAL	290.00	276.03	-13.97 ↓	-4.82%
6	NAHCO	2.36	2.25	-0.11 ↓	-4.66%
7	FIDSON	1.29	1.23	-0.06 ↓	-4.65%
8	PAINTCOM	0.76	0.73	-0.03 ↓	-3.95%
9	WEMABANK	0.59	0.57	-0.02 ↓	-3.39%
10	DIAMONDBNK	0.90	0.87	-0.03 ↓	-3.33%

NSE MARKET DAILY STATISTICS				
	Today	Previous		% Change
NSE All Share Index (NSEASI)	25,599.79	25,653.14	↓	-0.21%
Market Cap. (₦ 'trn)	8.81	8.83	↓	-0.21%
Transaction Volume (million)	161.59	145.74	↑	10.87%
Market Turnover (₦ 'million)	1,185.02	1,350.14	↓	-12.23%
Number of Deals	2,086	2,421	↓	-13.84%

Source: Nigerian Stock Exchange (NSE) / PAC Research



NSE SECTOR INDICES						
	Today	Previous	% Change		YtD(%)	
NSE 30	1,141.58	1,144.11	↓	-0.22%	↓	-11.35%
NSE Banking 10	250.53	250.06	↑	0.19%	↓	-6.69%
NSE Oil&Gas 5	279.72	284.18	↓	-1.57%	↓	-21.55%
NSE Insurance 10	125.61	125.02	↑	0.47%	↓	-11.92%
NSE Consumer Goods 10	712.18	714.08	↓	-0.27%	↓	-4.56%
NSE Premium Index	1,579.38	1,580.28	↓	-0.06%	↓	-4.56%

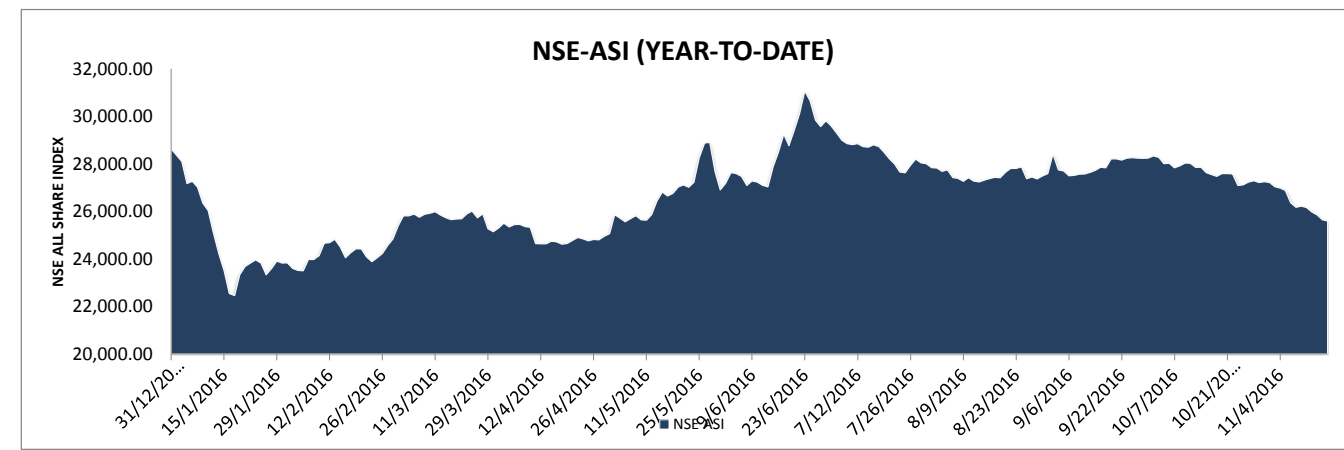
Source: Nigerian Stock Exchange (NSE) / PAC Research

NSE RETURN HISTORY		
Day Change	↓	-0.21%
Week-to-Date	↓	-2.18%
Month-to-Date	↓	-5.95%
Quarter-to-Date	↓	-9.65%
Year-to-Date	↓	-10.62%

TOP TRADED STOCKS BY VOLUME		TOP TRADED STOCKS BY VALUE	
STOCK	VOLUME	STOCK	VALUE (₦)
GUARANTY	29,175,494	GUARANTY	627,325,928.22
STACO	25,680,512	NB	114,080,908.14
TRANSCORP	17,678,148	ZENITHBANK	53,826,223.15
DIAMONDBNK	13,258,435	INTBREW	49,337,247.60
WEMABANK	10,233,016	UNILEVER	42,431,529.10

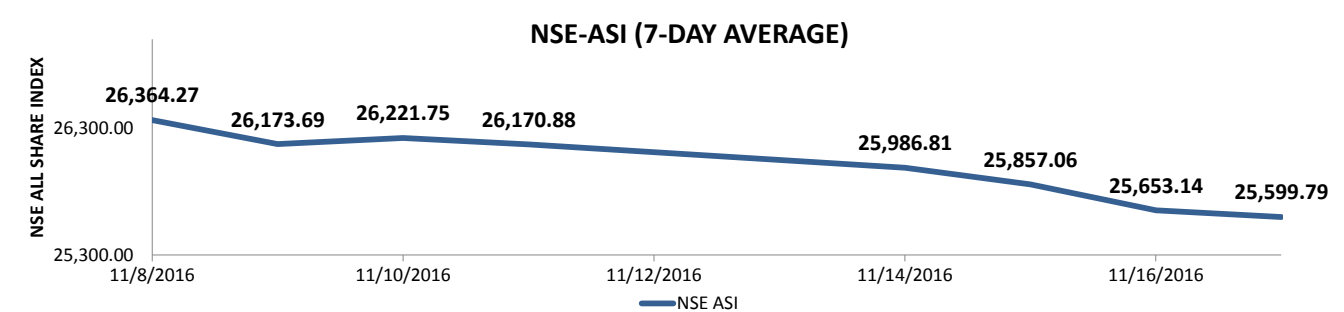
Source: Nigerian Stock Exchange (NSE) / PAC Research

10 TOP LOSER STOCKS YEAR TO DATE			BEST 10 STOCKS YEAR TO DATE		
1	FO	-74.95%	1	DANGFLOUR	218.58%
2	SKYEBANK	-67.09%	2	UCAP	90.08%
3	PORTPAINT	-63.30%	3	TOTAL	87.76%
4	DIAMONDBNK	-62.17%	4	SEPLAT	77.83%
5	STERLNBANK	-61.20%	5	ETRANZACT	68.42%
6	GLAXOSMITH	-60.41%	6	ETERNA	50.73%
7	CAVERTON	-59.51%	7	AIRSERVICE	43.89%
8	ASHAKACEM	-56.92%	8	OKOMUOIL	40.17%
9	VITAFOAM	-54.71%	9	UNIONDICON	39.27%
10	WAPCO	-54.44%	10	CONOIL	37.87%



COMPANY	TURNOVER (₦'B)	CURRENT PAT (₦'B)	PREVIOUS PAT (₦'B)	PERIOD
TOURIST COMPANY OF NIGERIA	2.891	-5.547	-2.642	Q3 2016
PHARMA DEKO PLC.	0.744	-0.110	0.580	Q3 2016
SCOA NIGERIA PLC.	3.023	-0.963	-0.421	Q3 2016
NIGER INSURANCE PLC.	1.292	-0.655	-0.004	Q3 2016
REGENCY ALLIANCE INSURANCE	2.135	0.470	0.464	Q3 2016

Source: Nigerian Stock Exchange (NSE) / PAC Research



FIXED INCOME REPORT

Treasury Bills Market:

In the treasury bills market, the average market yield rose by 11bps as it closed at 20.07% against the 19.96% yield recorded in the last trading session. At the end of the trading today, the 02-FEB-17, 04-MAY-17 and 02-NOV-17 bills closed at 17.67% (+0.21%), 19.87% (+0.06%) and 22.67% (+0.06%).

FGN Bond Market:

In the bond market today, the average market yield rose by 22bps as it closed at 15.97% against the 15.75% yield recorded in the last trading session. The result for the 27-APR-2017, 29-JUN-2019, 13-FEB-2020, 15-JULY-2021, 27-JAN-2022, 14-MAR-2024, 22-JAN-2026, 18-JUL-2034 and 18-MAR-2036 bonds traded are 19.08% (+0.19%), 15.24% (+0.25%), 15.49% (+0.23%), 15.42% (+0.24%), 15.39% (+0.24%), 15.54%(+0.24%), 15.94% (+0.22%), 15.71% (+0.22%) and 15.91%(+0.15%).

Foreign Exchange Market:

At the FX Market, Naira was traded flat closing at ₦305.50/\$ as in the previous trading session. Also, at the parallel market, Naira was traded flat closing at ₦465.00/\$ as it was in the previous trading session.

Money Market:

In the Money Market today, the inter-bank placement rate declined by 1146bps. At the end of the trading session, the Call (O/N), 1M, 3M and 6M rate remained at 13.67% (-14.33%), 14.67% (-10.16%), 15.67% (-10.33%) and 16.67% (-11.00%) respectively. However, the Money Market Open-Buy-Back (OBB) and Overnight (O/N) rates declined by an average of 1317bps, closing at 12.33% and 13.08% respectively.

EXCHANGES				
AFRICA	Index as at 17/11/2016	VALUE Δ	16/11/2016	% CHANGE
NSE	25,599.79	-53.35	25,653.14	-0.21%
BOTSWANA	1,049.73	8.14	1,041.59	0.78%
GHANA SE	1,667.26	-9.33	1,676.59	-0.56%
JSE	50,579.82	575.00	50,004.82	1.15%
RWANDA SI	127.45	-0.03	127.48	-0.02%
UGANDA SE	1,614.25	-0.03	1,614.28	0.00%
GLOBAL		VALUE Δ		% CHANGE
DOW JONES	18884.17	16.03	18868.14	0.08%
FTSE 100	6779.30	29.58	6749.72	0.44%
DAX	10643.74	-20.13	10663.87	-0.19%
NIKKEI 225	17862.63	0.42	17862.21	0.00%
S&P 500	2182.59	5.65	2176.94	0.26%

Source: Bloomberg / PAC Research as at 16.00 GMT

CURRENCY			
MAJOR CURRENCIES			
	CURRENCY/₦		CURRENCY/\$
USDNGN	315.24	CFA FRANC	616.60
EURNGN	336.77	S.A RAND	14.25
GBPNGN	395.13	GHANA CEDI	3.81
JPYNGN	2.88	KENYAN SHILLING	101.85
AUDNGN	236.45	RWANDA FRANC	811.46
ZARNGN	22.09	EGYPTIAN POUND	15.84

Source: Bloomberg / PAC Research as at 16.00 GMT

CBN MONETARY INSTRUMENTS RATES	
	Jul-16
MONETARY POLICY RATE (MPR)	12
LIQUIDITY RATIO(LR)	30
CASH RESERVE RATIO(CRR) - Private(Public)	22.50 (22.50)
INFLATION RATE	17.85

MONEY MARKET INDICATORS (17/11/2016)			
INDICES	NIBOR(180 days)	LIBOR (180 days) (USD)	TB (180 days)
RATE (%)	16.6700	1.2754	19.8700

Source: FMDQ / PAC Research

COMMODITIES			
ENERGY	TODAY'S PRICE	VALUE Δ	PREVIOUS PRICE
BRENT CRUDE	47.45	0.82	46.63
WTI CRUDE	46.39	0.82	45.57
GASOLINE	135.38	3.47	131.91
NATURAL GAS	2.70	-0.06	2.76
METALS		VALUE Δ	
GOLD	1227.82	2.83	1224.99
SILVER	17.02	0.04	16.98
PLATINIUM	944.03	-1.05	945.08
PALLADIUM	723.67	4.70	718.97
ALUMINIUM	1697.00	-38.00	1735.00
COPPER	5433.00	-92.00	5525.00
AGRICULTURE		VALUE Δ	
CORN	346.00	-0.50	346.50
WHEAT	414.75	0.50	414.25
SOYBEANS	982.00	-3.75	985.75
SUGAR	20.48	0.12	20.36
COTTON	71.65	-0.04	71.69
COCOA	2377.00	-34.00	2411.00

I BALANCED FUND

Investment takes different forms. In investing you need to consider a few basic things;

- a) What opportunities exist in the market
- b) How much capital to commit into investment.
- c) Transaction cost
- d) Skill and time to monitor the investment
- e) How to exit the investment

Many people often ask the question why a particular stock made more than 390% last year, and think 'if I had put my money in there my investment would have quadrupled'. While that is true, have you considered investing in some stock that delivers a negative return of about 65%? - That could be catastrophic. You wouldn't know on face value what stock would likely do well at the end of the day. This is why diversification is essential, so that as your portfolio risk is spread out.

It does not require a huge amount to build a well-diversified portfolio. One can benefit from portfolio diversification, professional management, competitive returns and broad investment opportunities simply by investing in a vehicle such as a Mutual Fund. Buying into a fund provides great benefit to investors with limited knowledge, time or money, while expanding the opportunities available to the investor.

A Balanced Fund is a type of collective investment scheme that invests in multiple asset classes giving you an opportunity to benefit from a broader range of investment securities. Let me introduce PACAM Balanced Fund sponsored by the PAC Asset Management LTD.

The PACAM Fund is an Open-ended Balanced Fund that will be invested in a mix of instruments across four asset classes and target locations are as follow ; Equity (up to 40%), Bonds (up to 15%), Money Market (up to 15%) and Real Estate (up to 30%.) The Fund seeks to achieve an efficient balance between capital appreciation and income for investors with modest risk appetite.

Unit Of Sale: Minimum of 50,000 units and multiples of 10,000 units thereafter.

Offer Price: N1:00 per unit

How to subscribe:

Visit www.pacassetmanagement.com/mutualfunds download the application form, complete it and make payment at any branch of Access or Unity Bank to the following account numbers

Access Bank: 0694495528

Unity Bank: 0024075950

Please scan completed application form and payment evidence to info@pacassetmanagement.com

Redemption: You can redeem your money within 5 working days after the relevant documents have been submitted to the fund manager, but any redemption within 90 days from the date you subscribed for units will attract a fee in an amount equal to 10% of the positive total return of the units being redeemed on the day of redemption.

Reinvestment Option: Investors may either elect to receive dividend payments or, reinvestment of such dividends.

Dividend Payment: Dividend as declared, shall be distributed electronically within 7 working days after SEC approval of the funds financial results.

To know more, please contact **Dele** on **01 271 8632**.

EARNINGS UPDATES

NIGERIAN BREWERIES (INTERIM DIVIDEND)

Proposed Dividend: 100 kobo per share
Proposed Bonus: NA
Closure Date: 17th November - 23th November 2016
Qualification Date: 16th November, 2016
AGM Date: NA
Payment Date: 24th November 2016
AGM Venue: NA

TOTAL NIGERIA PLC. (INTERIM DIVIDEND)

Proposed Dividend: 700 kobo per share
Proposed Bonus: NA
Closure Date: 21st November - 25th November 2016
Qualification Date: 18th November, 2016
AGM Date: NA
Payment Date: 5th Decmber, 2016
AGM Venue: NA

UNITYKAPITAL ASSURANCE PLC. (INTERIM DIVIDEND)

Proposed Dividend: 0.015k
Proposed Bonus: NA
Closure Date: 15th August - 19th August, 2016
Qualification Date: 12 August, 2016
AGM Date: NA
Payment Date: 22 August, 2016
AGM Venue: NA

ACCESS BANK PLC. (INTERIM DIVIDEND)

Proposed Dividend: 25k
Proposed Bonus: NA
Closure Date: 6 September, 2016
Qualification Date: NA
AGM Date: NA
Payment Date: 13 September, 2016
AGM Venue: NA

8A, Elsie Femi Pearse, Adeola Odeku
Victoria Island, Lagos.
Tel: 234 (0) 1 2716899, 2718630
Website: www.panafricancapitalplc.com
Email: info@panafricancapitalplc.com

For further enquiries, please call **Adetona Akinola on +2347088195759** or **Moses Ojo on +2348025866939**

Disclaimer

The information, opinions and recommendations contained herein are and must be construed solely as statements of opinion and not statements of fact. No warranty, express or implied, as to the accuracy, timeliness, completeness, merchantability or fitness for any particular purpose of any such recommendation or information is given or made by **PanAfrican Capital** in any form or manner whatsoever. Each recommendation or opinion must be weighed solely as one factor in any investment or other decision made by or on behalf of any user of the information contained herein and such user must accordingly make its own study and evaluation of each strategy / security that it may consider purchasing, holding or selling and should appoint its own investment or financial or other advisors to assist the user in reaching any decision. **PanAfrican Capital** will accept no responsibility of any nature in respect of any statement, opinion, recommendation or information contained in this document.

security that it may consider purchasing, holding or selling and should appoint its own investment or financial or other advisors to assist the user in reaching any decision. **PanAmerican Capital** will accept no responsibility of any nature in respect of any statement, opinion, recommendation or information contained in this document.