

Bargain Hunting Drives Market Upward as NSEASI Returns +0.15%

The equity market closed the last day's trading session in the green zone as the NSE All Share Index and Market Capitalization advanced by 0.15% to close at 26,251.39 points and ₦9.03 trillion respectively. The Year-to-Date (YtD) and the Quarter-to-Date (QtD) returns stand at -2.32% and -2.32%, while the Month-to-Date (MtD) and the Week-to-Date returns stand at -2.32% and -2.32% respectively.

NSE Sector Indices: Three out of the major NSE indices (within our coverage) advanced in point while the remaining three major NSE Indices (within our coverage) declined in points. The NSE index advancers are the NSE Banking (+0.80%), the NSE Premium (+0.30%) and the NSE 30 (+0.20%) while the NSE index decliners are the NSE Insurance (-0.58%), the NSE Oil & Gas (-0.58%) and the NSE Consumer Goods (-0.01%).

The market breadth (gainers/losers) of 0.81x for the day indicates that the number of sellers outpaced the number of buyers in the market today. At the end of the day's trading, 13 stocks advanced as 16 stocks declined; UCAP (+4.86%), FCMB (+4.46%) and OANDO (+3.30%) led the gainers chart while NEM (-5.00%), CADBURY (-5.00%) and MOBIL (-5.00%) led the losers chart for the day.

The day's trading activities by volume was led by OANDO (51.133 million), FCMB (35.871 million) and ZENITHBANK (20.815 Million) while the activity by value was led by ZENITHBANK (₦0.306 billion), OANDO (₦0.224 billion) and NB (₦0.207 billion).

Outlook: The equity market witnessed an uptick on the last trading session of the week however returning a negative week-to-date. We attribute the uptick to bargain hunting activities on stocks that have suffered price declines recently and are trading at historically low levels. We however expect a mixed trading pattern in the next trading session.

TOP GAINERS

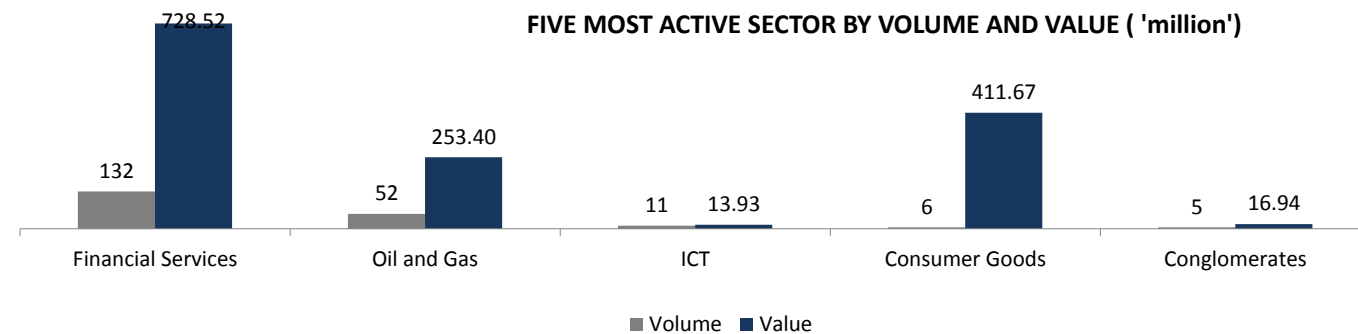
	Stock	Previous Close	Today's Close	Change (₦)	%Change
1	UCAP	2.88	3.02	0.14 ↑	4.86%
2	FCMB	1.12	1.17	0.05 ↑	4.46%
3	OANDO	4.54	4.69	0.15 ↑	3.30%
4	ETERNA	3.20	3.30	0.10 ↑	3.12%
5	ACCESS	6.14	6.28	0.14 ↑	2.28%
6	ZENITHBANK	14.50	14.77	0.27 ↑	1.86%
7	FBNH	3.44	3.50	0.06 ↑	1.74%
8	UBA	4.61	4.68	0.07 ↑	1.52%
9	GUINNESS	78.90	80.00	1.10 ↑	1.39%
10	ETI	9.73	9.85	0.12 ↑	1.23%

TOP LOSERS

	Stock	Previous Close	Today's Close	Change (₦)	%Change
1	NEM	1.00	0.95	-0.05 ↓	-5.00%
2	CADBURY	10.00	9.50	-0.50 ↓	-5.00%
3	MOBIL	279.00	265.05	-13.95 ↓	-5.00%
4	UBN	5.49	5.22	-0.27 ↓	-4.92%
5	NAHCO	2.86	2.72	-0.14 ↓	-4.90%
6	CCNN	4.55	4.33	-0.22 ↓	-4.84%
7	LIVESTOCK	0.88	0.84	-0.04 ↓	-4.55%
8	TRIPPLEG	1.36	1.30	-0.06 ↓	-4.41%
9	WAPIC	0.53	0.51	-0.02 ↓	-3.77%
10	UAC-PROP	3.09	3.00	-0.09 ↓	-2.91%

NSE MARKET DAILY STATISTICS				
	Today	Previous		% Change
NSE All Share Index (NSEASI)	26,251.39	26,212.09	↑	0.15%
Market Cap. (₦ 'trn)	9.03	9.02	↑	0.15%
Transaction Volume (million)	210.21	137.69	↑	52.66%
Market Turnover (₦ 'million)	1,510.70	898.71	↑	68.10%
Number of Deals	2,659	2,488	↑	6.87%

Source: Nigerian Stock Exchange (NSE) / PAC Research



NSE SECTOR INDICES	Today	Previous	% Change	YtD(%)
NSE 30	1,170.68	1,168.31	↑ 0.20%	-2.05%
NSE Banking 10	270.01	267.87	↑ 0.80%	-1.57%
NSE Oil&Gas 5	307.55	309.29	↓ -0.56%	-1.64%
NSE Insurance 10	126.08	126.82	↓ -0.58%	-0.17%
NSE Consumer Goods 10	696.41	696.46	↓ -0.01%	-2.28%
NSE Premium Index	1,641.46	1,636.54	↑ 0.30%	-3.19%

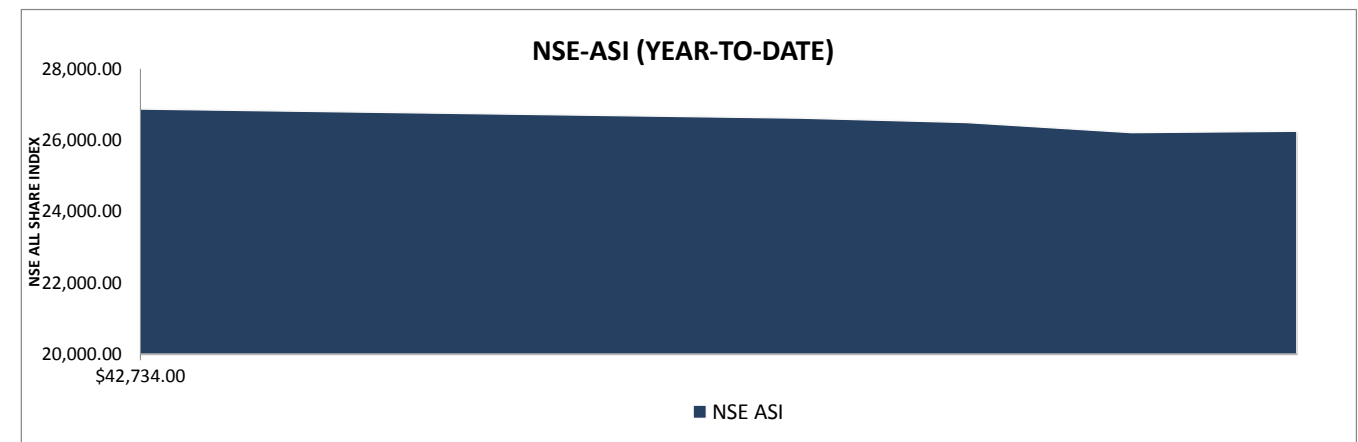
Source: Nigerian Stock Exchange (NSE) / PAC Research

NSE RETURN HISTORY		
Day Change	↑	0.15%
Week-to-Date	↓	-2.32%
Month-to-Date	↓	-2.32%
Quarter-to-Date	↓	-2.32%
Year-to-Date	↓	-2.32%

TOP TRADED STOCKS BY VOLUME		TOP TRADED STOCKS BY VALUE	
STOCK	VOLUME	STOCK	VALUE (₦)
OANDO	51,133,231	ZENITHBANK	306,098,369.21
FCMB	35,871,331	OANDO	223,544,664.70
ZENITHBANK	20,814,786	NB	207,317,470.78
ETI	17,144,388	ETI	171,171,203.49
STERLNBANK	12,075,728	NESTLE	163,959,324.44

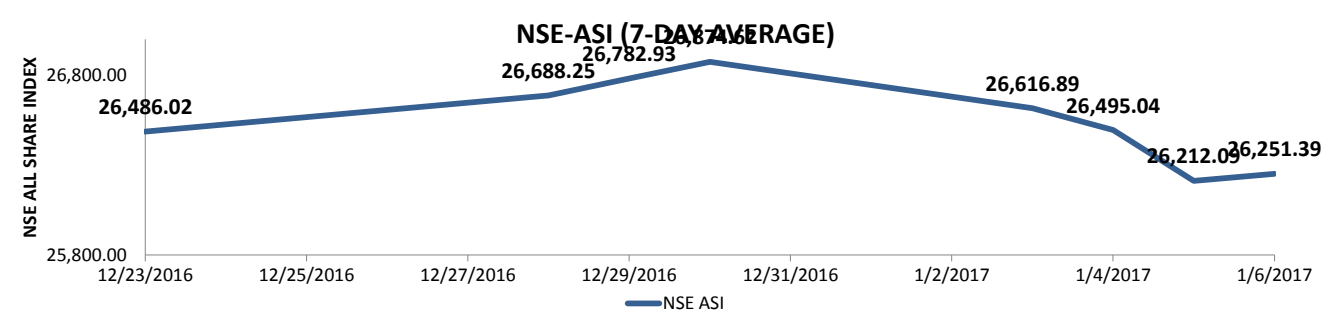
Source: Nigerian Stock Exchange (NSE) / PAC Research

10 TOP LOSER STOCKS YEAR TO DATE			BEST 10 STOCKS YEAR TO DATE		
1	NAHCO	-13.92%	1	DNMEYER	30.00%
2	UPL	-12.97%	2	NEWGOLD	16.36%
3	STANBICETF30	-12.90%	3	UAC-PROP	9.09%
4	NEM	-9.52%	4	ACCESS	8.09%
5	CCNN	-8.84%	5	UCAP	7.47%
6	STERLNBANK	-7.89%	6	ETERNA	6.45%
7	LOTUSHAL15	-7.71%	7	FCMB	6.36%
8	MOBIL	-5.00%	8	UBA	5.17%
9	DANGFLOUR	-4.94%	9	EKOCORP	4.98%
10	UBN	-4.92%	10	OANDO	4.92%



COMPANY	TURNOVER (₦'B)	CURRENT PAT (₦'B)	PREVIOUS PAT (₦'B)	PERIOD
LINKAGE ASSURANCE PLC	3.357	0.616	0.652	Q3 2016
LINKAGE ASSURANCE PLC	2.566	0.752	0.485	H1 2016
LINKAGE ASSURANCE PLC	1.609	0.533	0.671	Q1 2016
VITAFOAM NIGERIA PLC.	13.570	-0.032	-0.072	Q3 2016
LINKAGE ASSURANCE PLC	3.789	0.512	0.325	FULL YEAR 2015

Source: Nigerian Stock Exchange (NSE) / PAC Research



FIXED INCOME REPORT

Treasury Bills Market:

In the treasury bills market, the average market yield rose by 91bps as it closed at 55.28% compared to 52.54% it closed in the last trading session. At the end of the trading today, the 30-MAR-17, 29-JUN-17 and 21-DEC-17 bills closed at 14.58% (+3.11%), 18.43% (-0.37%) and 22.27% (0.00%).

FGN Bond Market:

In the bond market today, the average market yield appreciated by 2bps as it closed at 15.97% against the 15.91% yield recorded in the last trading session. The result for the 27-APR-2017, 29-JUN-2019, 13-FEB-2020, 15-JULY-2021, 27-JAN-2022, 14-MAR-2024, 22-JAN-2026, 18-JUL-2034 and 18-MAR-2036 bonds traded are 14.38% (-0.25%), 16.17% (+0.04%), 16.24% (+0.01%), 16.31% (+0.12%), 15.95% (+0.03%), 15.89%(+0.02%), 16.44% (+0.10%), 15.86% (+0.05%) and 16.45%(0.04%).

Foreign Exchange Market:

At the FX Market, Naira traded flat against the greenback, closing at ₦305.00/\$; same as it traded in the previous trading session. Also, at the parallel market, the Naira closed at ₦493.00/\$.

Money Market:

In the Money Market today, the inter-bank placement rate fell by an average of 90bps due to liquidity ease in the market. At the end of the trading session, the Call (O/N), 1M, 3M and 6M rate remained at 9.33% (-0.34%), 11.33% (-1.00%), 11.83% (-1.09%) and 12.33% (-1.17%) respectively. Also, the Money Market Open-Buy-Back (OBB) and Overnight (O/N) rate fell by an average of 38bps, closing at 8.33% and 8.83% respectively.

EXCHANGES				
AFRICA	Index as at 06/01/2017	VALUE Δ	05/01/2016	% CHANGE
NSE	26,251.39	39.30	26,212.09	0.15%
BOTSWANA	1,060.75	-1.03	1,061.78	-0.10%
GHANA SE	1,703.79	0.45	1,703.34	0.03%
JSE	50,474.95	-285.29	50,760.24	-0.56%
RWANDA SI	127.26	0.00	127.26	0.00%
UGANDA SE	1,502.33	0.00	1,502.33	0.00%
GLOBAL		VALUE Δ		% CHANGE
DOW JONES	19923.45	-18.71	19942.16	-0.09%
FTSE 100	7205.25	15.51	7189.74	0.22%
DAX	11593.75	9.44	11584.31	0.08%
NIKKEI 225	19520.69	-73.47	19594.16	-0.37%
S&P 500	2270.86	0.11	2270.75	0.00%

Source: Bloomberg / PAC Research as at 16.00 GMT

CURRENCY			
MAJOR CURRENCIES			
	CURRENCY/₦		CURRENCY/\$
USDNGN	315.13	CFA FRANC	624.99
EURNGN	332.26	S.A RAND	13.53
GBPNGN	390.74	GHANA CEDI	4.24
JPYNGN	2.72	KENYAN SHILLING	103.60
AUDNGN	230.76	RWANDA FRANC	816.18
ZARNGN	23.24	EGYPTIAN POUND	18.17
Source: Bloomberg / PAC Research as at 16.00 GMT			
CBN MONETARY INSTRUMENTS RATES			
			Dec-16
MONETARY POLICY RATE (MPR)			14
LIQUIDITY RATIO(LR)			30
CASH RESERVE RATIO(CRR) - Private(Public)			22.50 (22.50)
INFLATION RATE			18.48

MONEY MARKET INDICATORS (06/01/2017)			
INDICES	NIBOR(180 days)	LIBOR (180 days) (USD)	TB (180 days)
RATE (%)	12.3300	1.3210	18.4300

Source: FMDQ / PAC Research

COMMODITIES			
ENERGY	TODAY'S PRICE	VALUE Δ	PREVIOUS PRICE
BRENT CRUDE	57.17	0.71	56.46
WTI CRUDE	53.98	0.72	53.26
GASOLINE	164.85	0.26	164.59
NATURAL GAS	3.29	0.02	3.27
METALS		VALUE Δ	
GOLD	1180.07	16.42	1163.65
SILVER	16.67	0.24	16.43
PLATINIUM	971.40	28.06	943.34
PALLADIUM	742.70	4.42	738.28
ALUMINIUM	1685.00	-2.00	1687.00
COPPER	5644.00	144.00	5500.00
AGRICULTURE		VALUE Δ	
CORN	359.75	0.00	359.75
WHEAT	422.25	3.75	418.50
SOYBEANS	1012.00	-3.25	1015.25
SUGAR	20.89	0.00	20.89
COTTON	74.36	0.28	74.08
COCOA	2228.00	-9.00	2237.00

I BALANCED FUND

Investment takes different forms. In investing you need to consider a few basic things;

- a) What opportunities exist in the market
- b) How much capital to commit into investment.
- c) Transaction cost
- d) Skill and time to monitor the investment
- e) How to exit the investment

Many people often ask the question why a particular stock made more than 390% last year, and think 'if I had put my money in there my investment would have quadrupled'. While that is true, have you considered investing in some stock that delivers a negative return of about 65%? - That could be catastrophic. You wouldn't know on face value what stock would likely do well at the end of the day. This is why diversification is essential, so that as your portfolio risk is spread out.

It does not require a huge amount to build a well-diversified portfolio. One can benefit from portfolio diversification, professional management, competitive returns and broad investment opportunities simply by investing in a vehicle such as a Mutual Fund. Buying into a fund provides great benefit to investors with limited knowledge, time or money, while expanding the opportunities available to the investor.

A Balanced Fund is a type of collective investment scheme that invests in multiple asset classes giving you an opportunity to benefit from a broader range of investment securities. Let me introduce PACAM Balanced Fund sponsored by the PAC Asset Management LTD.

The PACAM Fund is an Open-ended Balanced Fund that will be invested in a mix of instruments across four asset classes and target locations are as follow ; Equity (up to 40%), Bonds (up to 15%), Money Market (up to 15%) and Real Estate (up to 30%.) The Fund seeks to achieve an efficient balance between capital appreciation and income for investors with modest risk appetite.

Unit Of Sale: Minimum of 50,000 units and multiples of 10,000 units thereafter.

Offer Price: N1:00 per unit

How to subscribe:

Visit www.pacassetmanagement.com/mutualfunds download the application form, complete it and make payment at any branch of Access or Unity Bank to the following account numbers

Access Bank: 0694495528

Unity Bank: 0024075950

Please scan completed application form and payment evidence to info@pacassetmanagement.com

Redemption: You can redeem your money within 5 working days after the relevant documents have been submitted to the fund manager, but any redemption within 90 days from the date you subscribed for units will attract a fee in an amount equal to 10% of the positive total return of the units being redeemed on the day of redemption.

Reinvestment Option: Investors may either elect to receive dividend payments or, reinvestment of such dividends.

Dividend Payment: Dividend as declared, shall be distributed electronically within 7 working days after SEC approval of the funds financial results.

To know more, please contact **Dele** on **01 271 8632**.

EARNINGS UPDATES

VITAFOAM NIGERIA PLC (INTERIM DIVIDEND)**Proposed Dividend:** 12 kobo per share**Proposed Bonus:** NA**Closure Date:** 13th February - 17th February 2017**Qualification Date:** NA**AGM Date:** 2nd March, 2017**Payment Date:** 9th March, 2017**AGM Venue:** Lagos Sheraton Hotel, Ikeja, Lagos**TOTAL NIGERIA PLC. (INTERIM DIVIDEND)****Proposed Dividend:** 700 kobo per share**Proposed Bonus:** NA**Closure Date:** 21st November - 25th November 2016**Qualification Date:** 18th November, 2016**AGM Date:** NA**Payment Date:** 5th Decmber, 2016**AGM Venue:** NA**NIGERIAN BREWERIES (INTERIM DIVIDEND)****Proposed Dividend:** 100 kobo per share**Proposed Bonus:** NA**Closure Date:** 17th November - 23th November 2016**Qualification Date:** 16th November, 2016**AGM Date:** NA**Payment Date:** 24th November 2016**AGM Venue:** NA**ACCESS BANK PLC. (INTERIM DIVIDEND)****Proposed Dividend:** 25k**Proposed Bonus:** NA**Closure Date:** 6 September, 2016**Qualification Date:** NA**AGM Date:** NA**Payment Date:** 13 September, 2016**AGM Venue:** NA

8A, Elsie Femi Pearse, Adeola Odeku

Victoria Island, Lagos.

Tel: 234 (0) 1 2716899, 2718630

Website: www.panafricancapitalplc.com

Email: info@panafricancapitalplc.com

For further enquiries, please call **Adetona Akinola on +2347088195759** or **Moses Ojo on +2348025866939**

Disclaimer

The information, opinions and recommendations contained herein are and must be construed solely as statements of opinion and not statements of fact. No warranty, express or implied, as to the accuracy, timeliness, completeness, merchantability or fitness for any particular purpose of any such recommendation or information is given or made by **PanAfrican Capital** in any form or manner whatsoever. Each recommendation or opinion must be weighed solely as one factor in any investment or other decision made by or on behalf of any user of the information contained herein and such user must accordingly make its own study and evaluation of each strategy / security that it may consider purchasing, holding or selling and should appoint its own investment or financial or other advisors to assist the user in reaching any decision. **PanAfrican Capital** will accept no responsibility of any nature in respect of any statement, opinion, recommendation or information contained in this document.