

Equity Market Gains Marginally by 0.05%

The equity market closed the day's trading session in the positive territory as the NSE All Share Index and Market Capitalization advanced by 0.05% to close at 25,460.45 points and ₦8.77 trillion respectively. The Year-to-Date (YtD) and the Quarter-to-Date (QtD) returns stand at -5.26% and -5.26%, while the Month-to-Date (MtD) and the Week-to-Date returns stand at -2.21% and -1.33% respectively.

NSE Sector Indices: Four out of the major NSE indices (within our coverage) advanced in points while the remaining two major NSE Index declined in point. The NSE index advancers are the NSE Banking (-0.67%), the NSE Premium (+0.47%), the NSE Insurance (+0.16%) and the NSE Oil & Gas (+0.04%) while the NSE index decliners are the NSE Consumer Goods (-0.33%) and the NSE 30 (-0.09%).

The market breadth (gainers/losers) of 0.85x for the day indicates that the number of sellers outpaced the number of buyers in the market today. At the end of the day's trading, 11 stocks advanced as 13 stocks declined; NEIMETH (+4.92%), AIRSERVICE (+4.60%) and VITAFOAM (+4.52%) led the gainers chart while WAPCO (-5.90%), AGLEVENT (-4.88%) and UAC-PROP (-4.21%) led the losers chart for the day.

The day's trading activities by volume was led by AIICO (143.418 million), DIAMONDBNK (37.485 million) and STACO (30.003 Million) while the activity by value was led by ZENITHBANK (₦0.358 billion), PRESCO (₦0.277 billion) and GUARANTY (₦0.114 billion).

Outlook: The equity market makes a U-turn in the day's trading session as the NSEASI ups marginally by 0.05%. We attribute the performance of the market to the appreciation of DANGCEM, as the NSEASI stood at -0.17% ex-DANGCEM. We do not expect a repeat of today's performance in the remaining trading days of the week. Hence, we posit that the market may close negative week to date.

TOP GAINERS

	Stock	Previous Close	Today's Close	Change (₦)	%Change
1	NEIMETH	0.61	0.64	0.03 ↑	4.92%
2	AIRSERVICE	2.39	2.50	0.11 ↑	4.60%
3	VITAFOAM	2.21	2.31	0.10 ↑	4.52%
4	CAVERTON	0.84	0.87	0.03 ↑	3.57%
5	DIAMONDBNK	0.86	0.89	0.03 ↑	3.49%
6	AIICO	0.58	0.60	0.02 ↑	3.45%
7	GUARANTY	23.50	23.82	0.32 ↑	1.36%
8	UBA	4.80	4.84	0.04 ↑	0.83%
9	ACCESS	6.60	6.65	0.05 ↑	0.76%
10	DANGCEM	166.00	167.11	1.11 ↑	0.67%

TOP LOSERS

	Stock	Previous Close	Today's Close	Change (₦)	%Change
1	WAPCO	44.40	41.78	-2.62 ↓	-5.90%
2	AGLEVENT	0.82	0.78	-0.04 ↓	-4.88%
3	UAC-PROP	2.14	2.05	-0.09 ↓	-4.21%
4	UCAP	3.71	3.61	-0.10 ↓	-2.70%
5	FBNH	3.33	3.25	-0.08 ↓	-2.40%
6	NPFMCRFBK	1.08	1.06	-0.02 ↓	-1.85%
7	FIDELITYBK	0.86	0.85	-0.01 ↓	-1.16%
8	STANBIC	18.00	17.81	-0.19 ↓	-1.06%
9	HONYFLOUR	1.10	1.09	-0.01 ↓	-0.91%
10	NB	130.90	130.00	-0.90 ↓	-0.69%

NSE MARKET DAILY STATISTICS				
	Today	Previous		% Change
NSE All Share Index (NSEASI)	25,460.45	25,446.66	↑	0.05%
Market Cap. (₦ 'trn)	8.77	8.77	↑	0.05%
Transaction Volume (million)	347.82	207.18	↑	67.89%
Market Turnover (₦ 'million)	1,413.98	1,576.63	↓	-10.32%
Number of Deals	2,934	2,791	↑	5.12%

Source: Nigerian Stock Exchange (NSE) / PAC Research

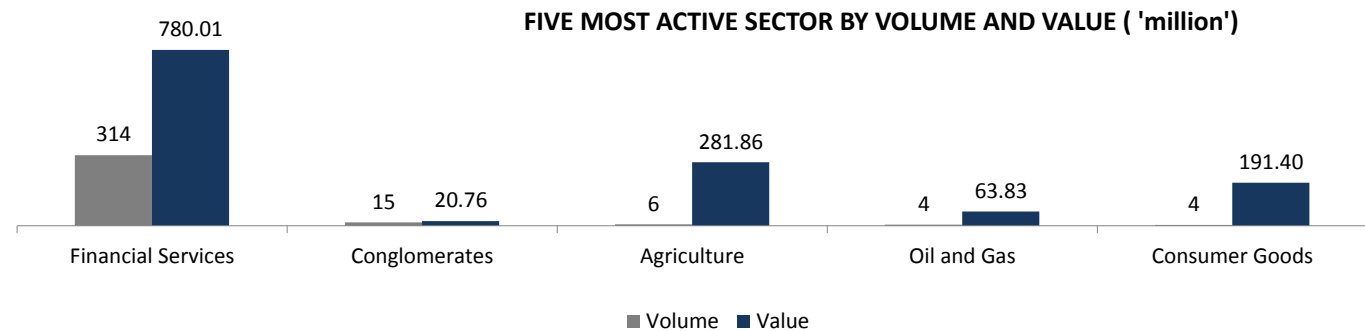
NSE SECTOR INDICES				
	Today	Previous	% Change	YtD(%)
NSE 30	1,123.71	1,124.67	↓ -0.09%	↓ -5.98%
NSE Banking 10	274.50	272.66	↑ 0.67%	↑ 0.07%
NSE Oil&Gas 5	284.87	284.76	↑ 0.04%	↓ -8.89%
NSE Insurance 10	123.63	123.43	↑ 0.16%	↓ -2.11%
NSE Consumer Goods 10	614.90	616.93	↓ -0.33%	↓ -13.72%
NSE Premium Index	1,641.52	1,633.85	↑ 0.47%	↓ -3.18%

Source: Nigerian Stock Exchange (NSE) / PAC Research

10 TOP LOSER STOCKS YEAR TO DATE			BEST 10 STOCKS YEAR TO DATE		
1	FO	-32.68%	1	UNITYBNK	45.61%
2	UAC-PROP	-25.45%	2	DNMEYER	30.00%
3	NEM	-22.86%	3	UCAP	28.47%
4	GUINNESS	-21.76%	4	FCMB	18.18%
5	NESTLE	-20.25%	5	NEWGOLD	16.36%
6	AGLEVENT	-18.75%	6	ETERNA	15.48%
7	CUTIX	-18.52%	7	PRESCO	14.71%
8	NEIMETH	-17.95%	8	ACCESS	14.46%
9	HONYFLOUR	-16.15%	9	STANBIC	13.51%
10	PZ	-15.66%	10	CONTINSURE	11.11%

COMPANY	TURNOVER (₦'B)	CURRENT PAT (₦'B)	PREVIOUS PAT (₦'B)	PERIOD
ACADEMY PRESS PLC	1.389	-0.284	-0.139	Q4 2016
NORTHERN NIGERIA FLOUR MIL	0.461	-0.039	0.072	Q4 2016
VITAFOAM NIGERIA PLC.	5.287	0.836	0.108	Q4 2016
UNIVERSITY PRESS PLC.	0.232	-0.075	-0.084	Q4 2016
HONEYWELL FLOUR MILLS PLC.	0.038	0.001	0.001	Q4 2016

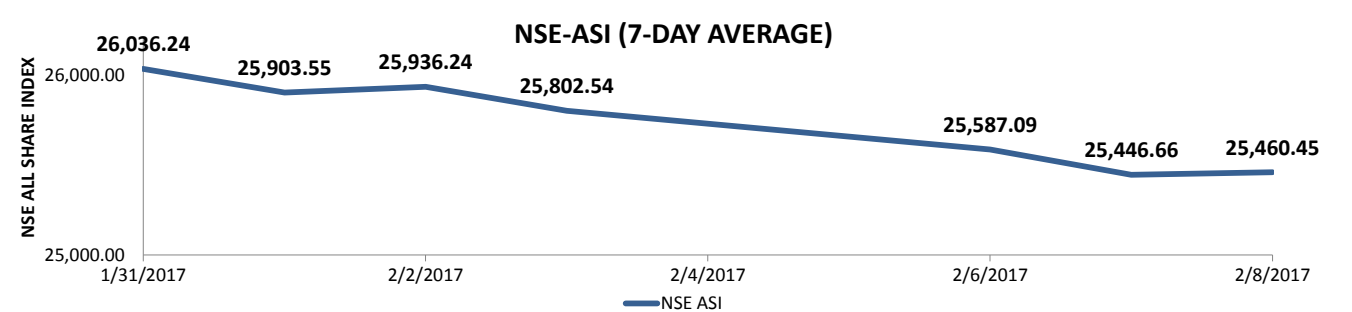
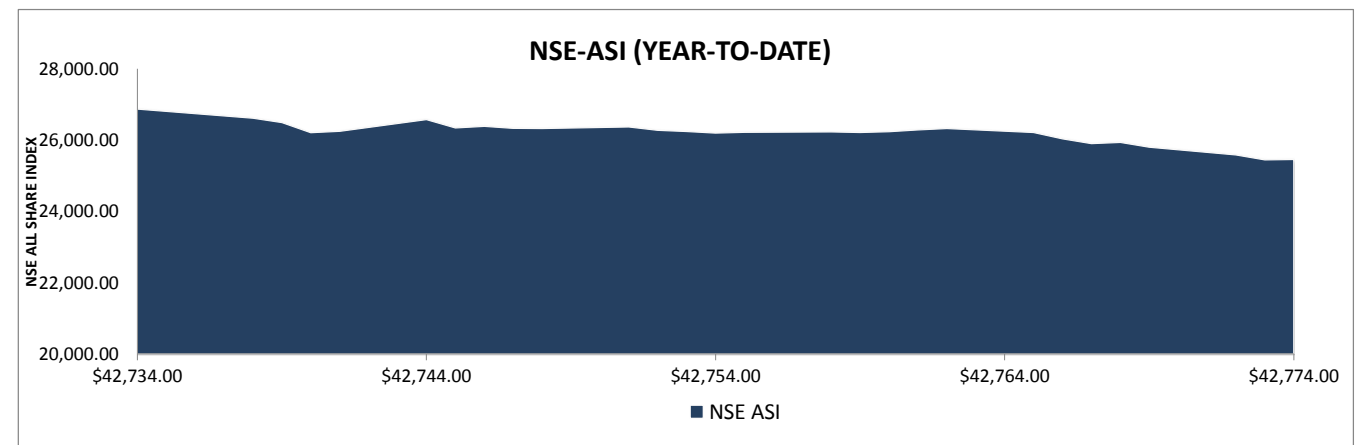
Source: Nigerian Stock Exchange (NSE) / PAC Research



NSE RETURN HISTORY		
Day Change	↑	0.05%
Week-to-Date	↓	-1.33%
Month-to-Date	↓	-2.21%
Quarter-to-Date	↓	-5.26%
Year-to-Date	↓	-5.26%

TOP TRADED STOCKS BY VOLUME		TOP TRADED STOCKS BY VALUE	
STOCK	VOLUME	STOCK	VALUE (₦)
AIICO	143,417,888	ZENITHBANK	357,850,526.96
DIAMONDBNK	37,485,328	PRESCO	277,431,908.00
STACO	30,003,000	GUARANTY	113,626,292.72
ZENITHBANK	23,851,437	NB	109,004,396.10
AFRINSURE	17,300,050	AIICO	86,047,093.98

Source: Nigerian Stock Exchange (NSE) / PAC Research



FIXED INCOME REPORT

Treasury Bills Market:

In the treasury bills market, the average market yield was at par as it closed at 17.97% compared to 17.97% it closed in the last trading session. At the end of the trading today, the 27-APR-17, 20-JUL-17 and 21-DEC-17 bills closed at 13.76% (-0.13%), 18.40% (-0.05%) and 21.76% (+0.18%).

FGN Bond Market:

In the bond market today, the average market yield rose by 3bps as it closed at 15.96% against the 15.93% yield recorded in the last trading session. The result for the 27-APR-2017, 29-JUN-2019, 13-FEB-2020, 15-JULY-2021, 27-JAN-2022, 14-MAR-2024, 22-JAN-2026, 18-JUL-2034 and 18-MAR-2036 bonds traded are 12.60% (+0.07%), 16.13% (0.00%), 16.44% (+0.04%), 16.56% (+0.05%), 16.16% (+0.02%), 16.21% (+0.03%), 16.72% (+0.06%), 16.01% (+0.03%) and 16.77% (-0.03%).

Foreign Exchange Market:

At the FX Market, Naira traded flat against the greenback, closing at ₦305.25/\$ it traded in the previous trading session. Also, at the parallel market, the Naira traded at ₦500.00/\$.

Money Market:

In the Money Market today, the inter-bank placement rate was at par. At the end of the trading session, the Call, 1M, 3M and 6M rate closed at 12.17% (+0.17%), 13.5% (0.00%), 14.00% (0.00%) and 14.50% (-0.17%) respectively. While in the Money Market Open-Buy-Back (OBB) and Overnight (O/N) rate fell by an average of 25bps, closing at 10.50% and 11.25% respectively.

EXCHANGES				
AFRICA	Index as at 08/02/2017	VALUE Δ	07/02/2016	% CHANGE
NSE	25,460.45	13.79	25,446.66	0.05%
BOTSWANA	1,096.31	-94.99	1,191.30	-7.97%
GHANA SE	1,795.03	7.49	1,787.54	0.42%
JSE	51,844.97	-336.94	52,181.91	-0.65%
RWANDA SE	127.32	0.00	127.32	0.00%
UGANDA SE	1,390.30	0.00	1,390.30	0.00%
GLOBAL		VALUE Δ		% CHANGE
DOW JONES	20046.58	-43.71	20090.29	-0.22%
FTSE 100	7152.83	-33.39	7186.22	-0.46%
DAX	11489.51	-59.93	11549.44	-0.52%
NIKKEI 225	19007.60	96.82	18910.78	0.51%
S&P 500	2287.29	-5.79	2293.08	-0.25%

Source: Bloomberg / PAC Research as at 17.00 GMT

CURRENCY			
MAJOR CURRENCIES			
	CURRENCY/₦		CURRENCY/\$
USDNGN	315.68	CFA FRANC	616.73
EURNGN	336.34	S.A RAND	13.45
GBPNGN	395.65	GHANA CEDI	4.41
JPYNGN	2.81	KENYAN SHILLING	103.70
AUDNGN	240.72	RWANDA FRANC	818.25
ZARNGN	23.39	EGYPTIAN POUND	18.15

Source: Bloomberg / PAC Research as at 17.00 GMT

CBN MONETARY INSTRUMENTS RATES	
	Jan-17
MONETARY POLICY RATE (MPR)	14
LIQUIDITY RATIO(LR)	30
CASH RESERVE RATIO(CRR) - Private(Public)	22.50 (22.50)
INFLATION RATE	18.55

MONEY MARKET INDICATORS (08/02/2017)			
INDICES	NIBOR(180 days)	LIBOR (180 days) (USD)	TB (180 days)
RATE (%)	14.5000	1.3435	18.4000

Source: FMDQ / PAC Research

COMMODITIES			
ENERGY	TODAY'S PRICE	VALUE Δ	PREVIOUS PRICE
BRENT CRUDE	54.66	-0.39	55.05
WTI CRUDE	51.68	-0.49	52.17
GASOLINE	148.39	-0.36	148.75
NATURAL GAS	3.12	-0.01	3.13
METALS		VALUE Δ	
GOLD	1241.26	7.41	1233.85
SILVER	17.79	0.08	17.71
PLATINIUM	1013.07	7.67	1005.40
PALLADIUM	766.57	2.84	763.73
ALUMINIUM	1831.00	-3.50	1834.50
COPPER	5795.00	-51.00	5846.00
AGRICULTURE		VALUE Δ	
CORN	367.25	-1.25	368.50
WHEAT	430.25	-0.50	430.75
SOYBEANS	1051.50	8.75	1042.75
SUGAR	20.77	0.05	20.72
COTTON	75.28	0.19	75.09
COCOA	2007.00	-10.00	2017.00

I BALANCED FUND

Investment takes different forms. In investing you need to consider a few basic things;

- a) What opportunities exist in the market
- b) How much capital to commit into investment.
- c) Transaction cost
- d) Skill and time to monitor the investment
- e) How to exit the investment

Many people often ask the question why a particular stock made more than 390% last year, and think 'if I had put my money in there my investment would have quadrupled'. While that is true, have you considered investing in some stock that delivers a negative return of about 65%? - That could be catastrophic. You wouldn't know on face value what stock would likely do well at the end of the day. This is why diversification is essential, so that as your portfolio risk is spread out.

It does not require a huge amount to build a well-diversified portfolio. One can benefit from portfolio diversification, professional management, competitive returns and broad investment opportunities simply by investing in a vehicle such as a Mutual Fund. Buying into a fund provides great benefit to investors with limited knowledge, time or money, while expanding the opportunities available to the investor.

A Balanced Fund is a type of collective investment scheme that invests in multiple asset classes giving you an opportunity to benefit from a broader range of investment securities. Let me introduce PACAM Balanced Fund sponsored by the PAC Asset Management LTD.

The PACAM Fund is an Open-ended Balanced Fund that will be invested in a mix of instruments across four asset classes and target locations are as follow ; Equity (up to 40%), Bonds (up to 15%), Money Market (up to 15%) and Real Estate (up to 30%.) The Fund seeks to achieve an efficient balance between capital appreciation and income for investors with modest risk appetite.

Unit Of Sale: Minimum of 50,000 units and multiples of 10,000 units thereafter.

Offer Price: N1:00 per unit

How to subscribe:

Visit www.pacassetmanagement.com/mutualfunds download the application form, complete it and make payment at any branch of Access or Unity Bank to the following account numbers

Access Bank: 0694495528

Unity Bank: 0024075950

Please scan completed application form and payment evidence to info@pacassetmanagement.com

Redemption: You can redeem your money within 5 working days after the relevant documents have been submitted to the fund manager, but any redemption within 90 days from the date you subscribed for units will attract a fee in an amount equal to 10% of the positive total return of the units being redeemed on the day of redemption.

Reinvestment Option: Investors may either elect to receive dividend payments or, reinvestment of such dividends.

Dividend Payment: Dividend as declared, shall be distributed electronically within 7 working days after SEC approval of the funds financial results.

To know more, please contact **Dele** on **01 271 8632**.

EARNINGS UPDATES

VITAFOAM NIGERIA PLC (INTERIM DIVIDEND)

Proposed Dividend: 12 kobo per share
Proposed Bonus: NA
Closure Date: 13th February - 17th February 2017
Qualification Date: NA
AGM Date: 2nd March, 2017
Payment Date: 9th March, 2017
AGM Venue: Lagos Sheraton Hotel, Ikeja, Lagos

TOTAL NIGERIA PLC. (INTERIM DIVIDEND)

Proposed Dividend: 700 kobo per share
Proposed Bonus: NA
Closure Date: 21st November - 25th November 2016
Qualification Date: 18th November, 2016
AGM Date: NA
Payment Date: 5th Decmber, 2016
AGM Venue: NA

NIGERIAN BREWERIES (INTERIM DIVIDEND)

Proposed Dividend: 100 kobo per share
Proposed Bonus: NA
Closure Date: 17th November - 23th November 2016
Qualification Date: 16th November, 2016
AGM Date: NA
Payment Date: 24th November 2016
AGM Venue: NA

ACCESS BANK PLC. (INTERIM DIVIDEND)

Proposed Dividend: 25k
Proposed Bonus: NA
Closure Date: 6 September, 2016
Qualification Date: NA
AGM Date: NA
Payment Date: 13 September, 2016
AGM Venue: NA

8A, Elsie Femi Pearse, Adeola Odeku
Victoria Island, Lagos.
Tel: 234 (0) 1 2716899, 2718630
Website: www.panafricancapitalplc.com
Email: info@panafricancapitalplc.com

For further enquiries, please call **Adetona Akinola on +2347088195759** or **Moses Ojo on +2348025866939**

Disclaimer

The information, opinions and recommendations contained herein are and must be construed solely as statements of opinion and not statements of fact. No warranty, express or implied, as to the accuracy, timeliness, completeness, merchantability or fitness for any particular purpose of any such recommendation or information is given or made by **PanAfrican Capital** in any form or manner whatsoever. Each recommendation or opinion must be weighed solely as one factor in any investment or other decision made by or on behalf of any user of the information contained herein and such user must accordingly make its own study and evaluation of each strategy / security that it may consider purchasing, holding or selling and should appoint its own investment or financial or other advisors to assist the user in reaching any decision. **PanAfrican Capital** will accept no responsibility of any nature in respect of any statement, opinion, recommendation or information contained in this document.