

### Equity Market Returns Negative as NSEASI Declines 0.52%

The equity market closed the day's trading session in the red zone as the NSE All Share Index and Market Capitalization declined by 0.52% to close at 25,802.54 points and ₦8.89 trillion respectively. The Year-to-Date (YtD) and the Quarter-to-Date (QtD) returns stand at -3.99% and -3.99%, while the Month-to-Date (MtD) and the Week-to-Date returns stand at -0.90% and -2.00% respectively.

**NSE Sector Indices:** Only one out of the major NSE indices (within our coverage) advanced in points while the remaining five major NSE Index declined in point. The only NSE index advancer is the NSE Oil & Gas (+0.03%) while the NSE index decliners are the NSE Consumer Goods (-1.14%), the NSE Insurance (-1.10%), the NSE Banking (-0.80%), the NSE 30 (-0.66%) and the NSE Premium (-0.07%).

The market breadth (gainers/losers) of 0.36x for the day indicates that the number of sellers outpaced the number of buyers in the market today. At the end of the day's trading, 8 stocks advanced as 22 stocks declined; GUINNESS (+4.67%), NPFMCRFBK (+4.63%) and STERLNBANK (+4.17%) led the gainers chart while MANSARD (-5.00%), UAC-PROP (-4.98%) and UACN (-4.94%) led the losers chart for the day.

The day's trading activities by volume was led by FBNH (34.263 million), STACO (20.000 million) and GUARANTY (18.196 Million) while the activity by value was led by GUARANTY (₦0.423 billion), PRESCO (₦0.219 billion) and FBNH (₦0.120 billion).

**Outlook:** The equity market swung back to the negative territory amidst reversals in banking stocks as yesterday's gain proved to be a dead cat bounce. The market sentiment remains bearish as most of the sectoral indices within our coverage decline in points. We advise our investors to trade cautiously as we expect a negative market close in the week ahead.

#### TOP GAINERS

	Stock	Previous Close	Today's Close	Change (₦)	%Change
1	GUINNESS	63.53	66.50	2.97 ↑	4.67%
2	NPFMCRFBK	1.08	1.13	0.05 ↑	4.63%
3	STERLNBANK	0.72	0.75	0.03 ↑	4.17%
4	ETI	10.15	10.30	0.15 ↑	1.48%
5	UCAP	3.50	3.55	0.05 ↑	1.43%
6	UBN	4.94	5.00	0.06 ↑	1.21%
7	FIDELITYBK	0.88	0.89	0.01 ↑	1.14%
8	OANDO	4.78	4.80	0.02 ↑	0.42%
9				0.00 ↑	0.00%
10				0.00 ↑	0.00%

#### TOP LOSERS

	Stock	Previous Close	Today's Close	Change (₦)	%Change
1	MANSARD	1.60	1.52	-0.08 ↓	-5.00%
2	UAC-PROP	2.61	2.48	-0.13 ↓	-4.98%
3	UACN	15.99	15.20	-0.79 ↓	-4.94%
4	CUSTODYINS	3.50	3.33	-0.17 ↓	-4.86%
5	UNITYBNK	0.84	0.80	-0.04 ↓	-4.76%
6	LIVESTOCK	0.78	0.75	-0.03 ↓	-3.85%
7	AIICO	0.60	0.58	-0.02 ↓	-3.33%
8	DIAMONDBNK	0.92	0.89	-0.03 ↓	-3.26%
9	NEIMETH	0.64	0.62	-0.02 ↓	-3.13%
10	NESTLE	699.99	680.00	-19.99 ↓	-2.86%

NSE MARKET DAILY STATISTICS				
	Today	Previous		% Change
NSE All Share Index (NSEASI)	25,802.54	25,936.24	↓	-0.52%
Market Cap. (₦ 'trn)	8.89	8.94	↓	-0.52%
Transaction Volume (million)	144.63	354.50	↓	-59.20%
Market Turnover (₦ 'million)	1,223.70	1,717.89	↓	-28.77%
Number of Deals	2,350	2,760	↓	-14.86%

Source: Nigerian Stock Exchange (NSE) / PAC Research

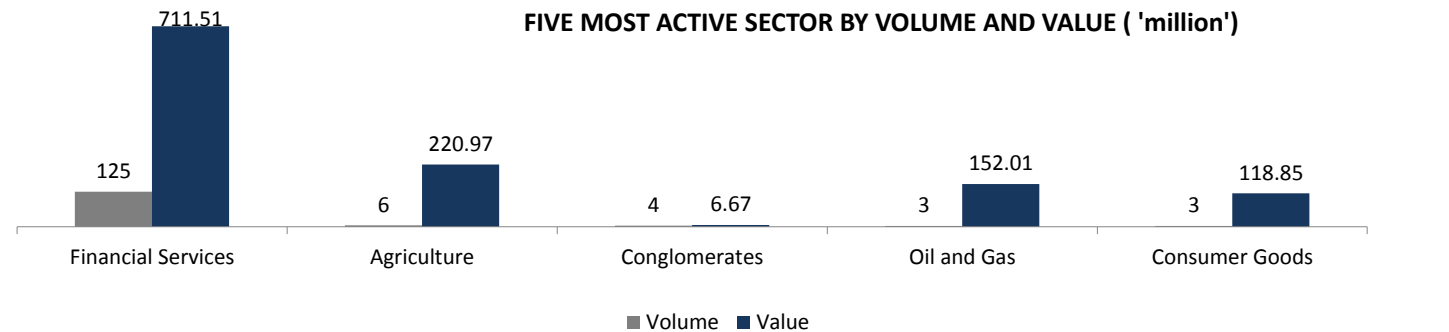
NSE SECTOR INDICES				
	Today	Previous	% Change	YtD(%)
NSE 30	1,141.72	1,149.29	↓ -0.66%	↓ -4.47%
NSE Banking 10	276.17	278.40	↓ -0.80%	↑ 0.67%
NSE Oil&Gas 5	287.96	287.88	↑ 0.03%	↓ -7.91%
NSE Insurance 10	123.69	125.06	↓ -1.10%	↓ -2.06%
NSE Consumer Goods 10	632.85	640.17	↓ -1.14%	↓ -11.20%
NSE Premium Index	1,661.46	1,662.57	↓ -0.07%	↓ -2.01%

Source: Nigerian Stock Exchange (NSE) / PAC Research

10 TOP LOSER STOCKS YEAR TO DATE			BEST 10 STOCKS YEAR TO DATE		
1	FO	-27.57%	1	UNITYBNK	40.35%
2	NEM	-23.81%	2	DNMEYER	30.00%
3	NEIMETH	-20.51%	3	UCAP	26.33%
4	GUINNESS	-19.93%	4	FCMB	18.18%
5	CUTIX	-16.40%	5	ACCESS	17.04%
6	NESTLE	-16.05%	6	NEWGOLD	16.36%
7	HONYFLOUR	-15.38%	7	ETERNA	15.48%
8	AGLEVENT	-14.58%	8	STANBIC	13.45%
9	NAHCO	-14.56%	9	UBA	12.36%
10	CUSTODYINS	-14.40%	10	CONTINSURE	12.12%

COMPANY	TURNOVER (₦'B)	CURRENT PAT (₦'B)	PREVIOUS PAT (₦'B)	PERIOD
VITAFOAM NIGERIA PLC.	5.287	0.836	0.108	Q4 2016
UNIVERSITY PRESS PLC.	0.232	-0.075	-0.084	Q4 2016
HONEYWELL FLOUR MILLS PLC.	0.038	0.001	0.001	Q4 2016
FLOURMILLS NIGERIA PLC.	134.639	0.933	-5.016	Q4 2016
AVON CROWNCRAPPS & CONTAI	6.389	-0.123	-0.022	Q4 2016

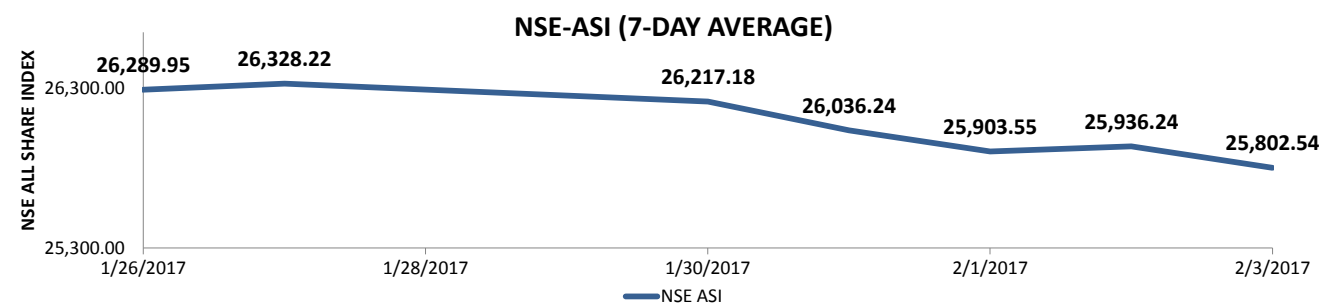
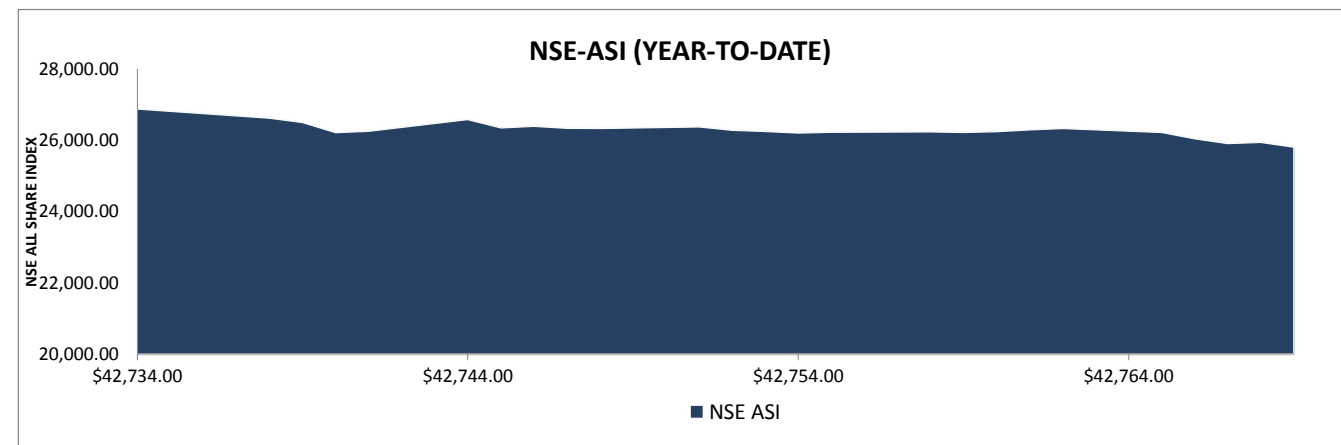
Source: Nigerian Stock Exchange (NSE) / PAC Research



NSE RETURN HISTORY		
Day Change	↓	-0.52%
Week-to-Date	↓	-2.00%
Month-to-Date	↓	-0.90%
Quarter-to-Date	↓	-3.99%
Year-to-Date	↓	-3.99%

TOP TRADED STOCKS BY VOLUME		TOP TRADED STOCKS BY VALUE	
STOCK	VOLUME	STOCK	VALUE (₦)
FBNH	34,262,627	GUARANTY	423,247,023.62
STACO	20,000,000	PRESCO	218,648,133.51
GUARANTY	18,196,267	FBNH	120,204,292.42
DIAMONDBNK	13,977,057	TOTAL	80,072,100.92
FIDELITYBK	9,008,177	NESTLE	76,090,128.64

Source: Nigerian Stock Exchange (NSE) / PAC Research



## FIXED INCOME REPORT

### Treasury Bills Market:

In the treasury bills market, the average market yield fell by 2bps as it closed at 18.00% compared to 17.98% it closed in the last trading session. At the end of the trading today, the 27-APR-17, 20-JUL-17 and 21-DEC-17 bills closed at 13.97% (+0.04%), 18.52% (+0.17%) and 21.51% (-0.15%).

### FGN Bond Market:

In the bond market today, the average market yield fell by 9bps as it closed at 16.01% against the 15.92% yield recorded in the last trading session. The result for the 27-APR-2017, 29-JUN-2019, 13-FEB-2020, 15-JULY-2021, 27-JAN-2022, 14-MAR-2024, 22-JAN-2026, 18-JUL-2034 and 18-MAR-2036 bonds traded are 13.23% (+0.06%), 16.12% (+0.09%), 16.47% (+0.12%), 16.47% (+0.11%), 16.16% (+0.09%), 16.14% (+0.04%), 16.77% (+0.14%), 15.91% (+0.06%) and 16.78% (+0.09%).

### Foreign Exchange Market:

At the FX Market, Naira traded flat against the greenback, closing at ₦305.5/\$ it traded in the previous trading session. Also, at the parallel market, the Naira traded flat at ₦498.00/\$.

### Money Market:

In the Money Market today, the inter-bank placement rate rose by an average of 471bps due to liquidity squeeze in the market. At the end of the trading session, the Call, 1M, 3M and 6M rate closed at 12.00% (+5.33%), 14.50% (+4.50%), 15.00% (+4.50%) and 15.50% (+4.50%) respectively. While in the Money Market Open-Buy-Back (OBB) and Overnight (O/N) rate rose by an average of 550bps, closing at 10.50% and 11.25% respectively.

EXCHANGES				
AFRICA	Index as at 03/02/2017	VALUE Δ	02/02/2016	% CHANGE
NSE	25,802.54	-133.70	25,936.24	-0.52%
BOTSWANA	1,085.53	0.00	1,085.53	0.00%
GHANA SE	1,825.41	35.31	1,790.10	1.97%
JSE	52,265.16	-454.42	52,719.58	-0.86%
RWANDA S	127.26	0.00	127.26	0.00%
UGANDA SE	1,359.75	0.00	1,359.75	0.00%
GLOBAL		VALUE Δ		% CHANGE
DOW JONES	20046.15	161.24	19884.91	0.81%
FTSE 100	7198.60	57.85	7140.75	0.81%
DAX	11639.60	11.65	11627.95	0.10%
NIKKEI 225	18918.20	3.62	18914.58	0.02%
S&P 500	2293.80	12.95	2280.85	0.57%

Source: Bloomberg / PAC Research as at 17.00 GMT

CURRENCY			
MAJOR CURRENCIES			
	CURRENCY/₦		CURRENCY/\$
USDNGN	315.50	CFA FRANC	611.96
EURNGN	342.07	S.A RAND	13.23
GBPNGN	398.40	GHANA CEDI	4.38
JPYNGN	2.82	KENYAN SHILLING	103.78
AUDNGN	243.84	RWANDA FRANC	817.84
ZARNGN	23.95	EGYPTIAN POUND	18.64

Source: Bloomberg / PAC Research as at 17.00 GMT

CBN MONETARY INSTRUMENTS RATES	
	Jan-17
MONETARY POLICY RATE (MPR)	14
LIQUIDITY RATIO(LR)	30
CASH RESERVE RATIO(CRR) - Private(Public)	22.50 (22.50)
INFLATION RATE	18.55

MONEY MARKET INDICATORS (03/02/2017)			
INDICES	NIBOR(180 days)	LIBOR (180 days) (USD)	TB (180 days)
RATE (%)	15.5000	1.3488	18.5200

Source: FMDQ / PAC Research

COMMODITIES			
ENERGY	TODAY'S PRICE	VALUE Δ	PREVIOUS PRICE
BRENT CRUDE	57.16	0.60	56.56
WTI CRUDE	54.12	0.58	53.54
GASOLINE	154.97	1.68	153.29
NATURAL GAS	3.08	-0.11	3.19
METALS		VALUE Δ	
GOLD	1219.80	3.84	1215.96
SILVER	17.51	0.02	17.49
PLATINIUM	1000.58	0.16	1000.42
PALLADIUM	754.24	-4.51	758.75
ALUMINIUM	1829.00	10.00	1819.00
COPPER	5886.00	-59.00	5945.00
AGRICULTURE		VALUE Δ	
CORN	366.50	-1.00	367.50
WHEAT	435.00	0.50	434.50
SOYBEANS	1033.75	-3.50	1037.25
SUGAR	20.99	0.44	20.55
COTTON	76.50	-0.41	76.91
COCOA	2076.00	-8.00	2084.00

## I BALANCED FUND

Investment takes different forms. In investing you need to consider a few basic things;

- a) What opportunities exist in the market
- b) How much capital to commit into investment.
- c) Transaction cost
- d) Skill and time to monitor the investment
- e) How to exit the investment

Many people often ask the question why a particular stock made more than 390% last year, and think 'if I had put my money in there my investment would have quadrupled'. While that is true, have you considered investing in some stock that delivers a negative return of about 65%? - That could be catastrophic. You wouldn't know on face value what stock would likely do well at the end of the day. This is why diversification is essential, so that as your portfolio risk is spread out.

It does not require a huge amount to build a well-diversified portfolio. One can benefit from portfolio diversification, professional management, competitive returns and broad investment opportunities simply by investing in a vehicle such as a Mutual Fund. Buying into a fund provides great benefit to investors with limited knowledge, time or money, while expanding the opportunities available to the investor.

A Balanced Fund is a type of collective investment scheme that invests in multiple asset classes giving you an opportunity to benefit from a broader range of investment securities. Let me introduce PACAM Balanced Fund sponsored by the PAC Asset Management LTD.

The PACAM Fund is an Open-ended Balanced Fund that will be invested in a mix of instruments across four asset classes and target locations are as follow ; Equity (up to 40%), Bonds (up to 15%), Money Market (up to 15%) and Real Estate (up to 30%.) The Fund seeks to achieve an efficient balance between capital appreciation and income for investors with modest risk appetite.

**Unit Of Sale:** Minimum of 50,000 units and multiples of 10,000 units thereafter.

**Offer Price:** N1:00 per unit

### **How to subscribe:**

Visit [www.pacassetmanagement.com/mutualfunds](http://www.pacassetmanagement.com/mutualfunds) download the application form, complete it and make payment at any branch of Access or Unity Bank to the following account numbers

**Access Bank: 0694495528**

**Unity Bank: 0024075950**

Please scan completed application form and payment evidence to [info@pacassetmanagement.com](mailto:info@pacassetmanagement.com)

**Redemption:** You can redeem your money within 5 working days after the relevant documents have been submitted to the fund manager, but any redemption within 90 days from the date you subscribed for units will attract a fee in an amount equal to 10% of the positive total return of the units being redeemed on the day of redemption.

**Reinvestment Option:** Investors may either elect to receive dividend payments or, reinvestment of such dividends.

**Dividend Payment:** Dividend as declared, shall be distributed electronically within 7 working days after SEC approval of the funds financial results.

To know more, please contact **Dele** on **01 271 8632**.

## EARNINGS UPDATES

**VITAFOAM NIGERIA PLC (INTERIM DIVIDEND)**

**Proposed Dividend:** 12 kobo per share  
**Proposed Bonus:** NA  
**Closure Date:** 13th February - 17th February 2017  
**Qualification Date:** NA  
**AGM Date:** 2nd March, 2017  
**Payment Date:** 9th March, 2017  
**AGM Venue:** Lagos Sheraton Hotel, Ikeja, Lagos

**TOTAL NIGERIA PLC. (INTERIM DIVIDEND)**

**Proposed Dividend:** 700 kobo per share  
**Proposed Bonus:** NA  
**Closure Date:** 21st November - 25th November 2016  
**Qualification Date:** 18th November, 2016  
**AGM Date:** NA  
**Payment Date:** 5th Decmber, 2016  
**AGM Venue:** NA

**NIGERIAN BREWERIES (INTERIM DIVIDEND)**

**Proposed Dividend:** 100 kobo per share  
**Proposed Bonus:** NA  
**Closure Date:** 17th November - 23th November 2016  
**Qualification Date:** 16th November, 2016  
**AGM Date:** NA  
**Payment Date:** 24th November 2016  
**AGM Venue:** NA

**ACCESS BANK PLC. (INTERIM DIVIDEND)**

**Proposed Dividend:** 25k  
**Proposed Bonus:** NA  
**Closure Date:** 6 September, 2016  
**Qualification Date:** NA  
**AGM Date:** NA  
**Payment Date:** 13 September, 2016  
**AGM Venue:** NA

8A, Elsie Femi Pearse, Adeola Odeku  
Victoria Island, Lagos.  
Tel: 234 (0) 1 2716899, 2718630  
Website: [www.panafricancapitalplc.com](http://www.panafricancapitalplc.com)  
Email: [info@panafricancapitalplc.com](mailto:info@panafricancapitalplc.com)

For further enquiries, please call **Adetona Akinola on +2347088195759** or **Moses Ojo on +2348025866939**

**Disclaimer**

The information, opinions and recommendations contained herein are and must be construed solely as statements of opinion and not statements of fact. No warranty, express or implied, as to the accuracy, timeliness, completeness, merchantability or fitness for any particular purpose of any such recommendation or information is given or made by **PanAfrican Capital** in any form or manner whatsoever. Each recommendation or opinion must be weighed solely as one factor in any investment or other decision made by or on behalf of any user of the information contained herein and such user must accordingly make its own study and evaluation of each strategy / security that it may consider purchasing, holding or selling and should appoint its own investment or financial or other advisors to assist the user in reaching any decision. **PanAfrican Capital** will accept no responsibility of any nature in respect of any statement, opinion, recommendation or information contained in this document.