

Equity Market Closes Positive as NSEASI Advances by 1.61 WtD

The equity market closed the last day of the week's trading session in the green zone as the NSE All Share Index and Market Capitalization advanced by 1.88% to close at 25,740.83 points and ₦8.86 trillion respectively. The Year-to-Date (YtD) and the Quarter-to-Date (QtD) returns stand at -10.13% and -9.16%, while the Month-to-Date (MtD) and the Week-to-Date returns stand at -5.43% and +1.61% respectively.

NSE Sector Indices: Five out of the major NSE Indices (within our coverage) advanced in points while the only one major NSE index declined in points. The NSE index advancers for the day are the NSE Oil & Gas (+4.18%), the NSE Premium (+3.51%), the NSE Banking (+1.78%), the NSE 30 (+1.66%) and the NSE Consumer Goods (+0.18%) while the only NSE Index decliner for the day is the NSE Insurance (-0.21%).

The market breadth (gainers/losers) of 1.85x for the day indicates that the number of buyers outpaced the number of sellers in the market today. At the end of the day's trading, 24 stocks advanced as 13 stocks declined; MOBIL (+10.25%), FO (+10.24%) and OANDO (+9.82%) led the gainers chart while UNIONDICON (-4.97%), CCNN (-4.93%) and CONTINSURE (-4.90%) led the losers chart for the day.

The day's trading activities by volume was led by WEMABANK (417.057million), DIAMONDBNK (45.422 million) and ACCESS (20.311 Million) while the activity by value was led by WEMABANK (₦0.234 billion), NB (₦0.225 billion) and MOBIL (₦0.148 billion).

Outlook: Equity market for the first time in six weeks, returned positive WtD as bargain hunting dominates the trading session at week close, particularly across blue chips such as MOBIL, FO, DANGCEM, GUARANTY, FBNH amongst others. Whilst the prospect for further bargain hunting persists, we highlight that gains might be capped as investors could begin to lock in quick profit.

TOP GAINERS

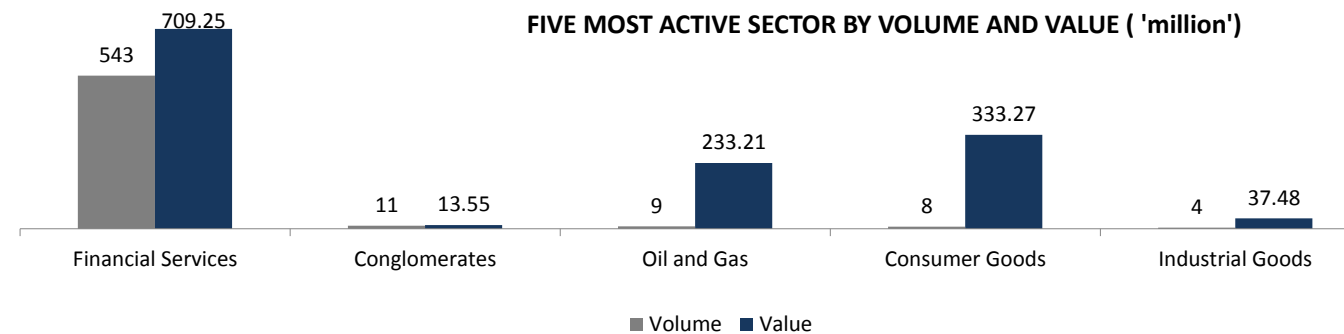
	Stock	Previous Close	Today's Close	Change (₦)	%Change
1	MOBIL	294.00	324.13	30.13 ↑	10.25%
2	FO	59.20	65.26	6.06 ↑	10.24%
3	OANDO	3.97	4.36	0.39 ↑	9.82%
4	PORTPAINT	1.65	1.81	0.16 ↑	9.70%
5	NEM	0.70	0.74	0.04 ↑	5.71%
6	STERLNBANK	0.69	0.72	0.03 ↑	4.35%
7	UNITYBNK	0.51	0.53	0.02 ↑	3.92%
8	DANGCEM	154.00	160.00	6.00 ↑	3.90%
9	WEMABANK	0.55	0.57	0.02 ↑	3.64%
10	GUARANTY	22.80	23.49	0.69 ↑	3.03%

TOP LOSERS

	Stock	Previous Close	Today's Close	Change (₦)	%Change
1	UNIONDICON	16.49	15.67	-0.82 ↓	-4.97%
2	CCNN	4.26	4.05	-0.21 ↓	-4.93%
3	CONTINSURE	1.02	0.97	-0.05 ↓	-4.90%
4	NAHCO	2.32	2.21	-0.11 ↓	-4.74%
5	CHAMPION	2.45	2.34	-0.11 ↓	-4.49%
6	NEIMETH	0.69	0.66	-0.03 ↓	-4.35%
7	AIRSERVICE	2.67	2.60	-0.07 ↓	-2.62%
8	DANGSUGAR	5.95	5.80	-0.15 ↓	-2.52%
9	FLOURMILL	19.49	19.20	-0.29 ↓	-1.49%
10	FIDELITYBK	0.80	0.79	-0.01 ↓	-1.25%

NSE MARKET DAILY STATISTICS				
	Today	Previous		% Change
NSE All Share Index (NSEASI)	25,740.83	25,265.08	↑	1.88%
Market Cap. (₦ 'trn)	8.86	8.69	↑	1.88%
Transaction Volume (million)	576.85	773.87	↓	-25.46%
Market Turnover (₦ 'million)	1,348.83	1,910.04	↓	-29.38%
Number of Deals	2,258	2,334	↓	-3.26%

Source: Nigerian Stock Exchange (NSE) / PAC Research



NSE SECTOR INDICES					
	Today	Previous	% Change		YtD(%)
NSE 30	1,151.87	1,133.11	↑ 1.66%	↓	-10.55%
NSE Banking 10	259.71	255.17	↑ 1.78%	↓	-3.27%
NSE Oil&Gas 5	287.77	276.23	↑ 4.18%	↓	-19.29%
NSE Insurance 10	123.60	123.86	↓ -0.21%	↓	-13.33%
NSE Consumer Goods 10	718.32	717.00	↑ 0.18%	↓	-3.73%
NSE Premium Index	1,567.53	1,514.36	↑ 3.51%	↓	-1.10%

Source: Nigerian Stock Exchange (NSE) / PAC Research

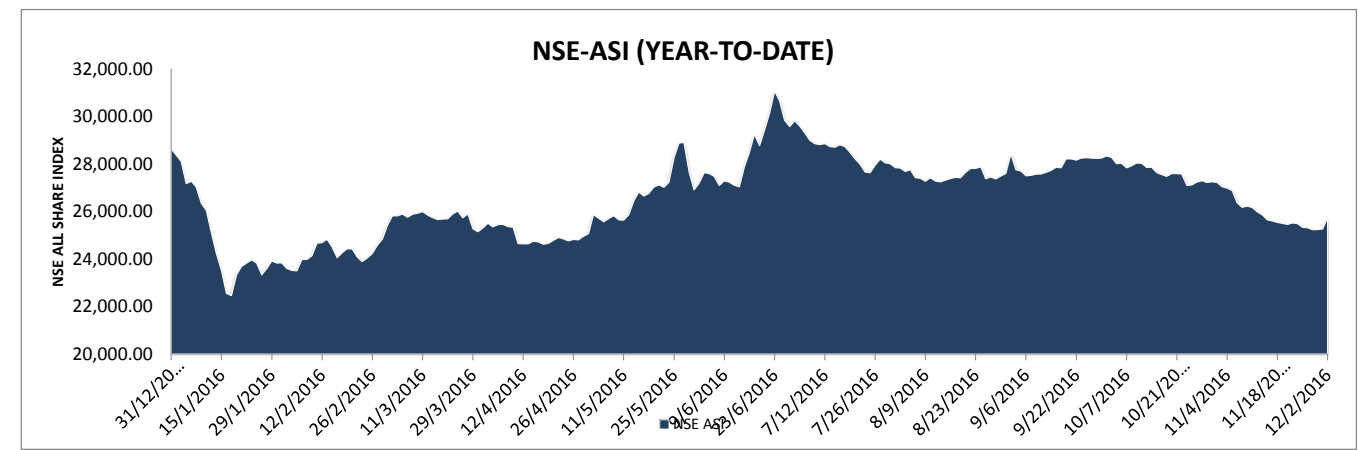
NSE RETURN HISTORY		
Day Change	↑	1.88%
Week-to-Date	↑	1.61%
Month-to-Date	↓	-5.43%
Quarter-to-Date	↓	-9.16%
Year-to-Date	↓	-10.13%

TOP TRADED STOCKS BY VOLUME	
STOCK	VOLUME
WEMABANK	417,057,258
DIAMONDBNK	45,422,010
ACCESS	20,311,498
FCMB	20,245,852
TRANSCORP	10,295,535

TOP TRADED STOCKS BY VALUE	
STOCK	VALUE (₦)
WEMABANK	233,563,216.27
NB	224,557,675.71
MOBIL	148,238,420.96
ZENITHBANK	141,258,511.44
ACCESS	110,752,277.86

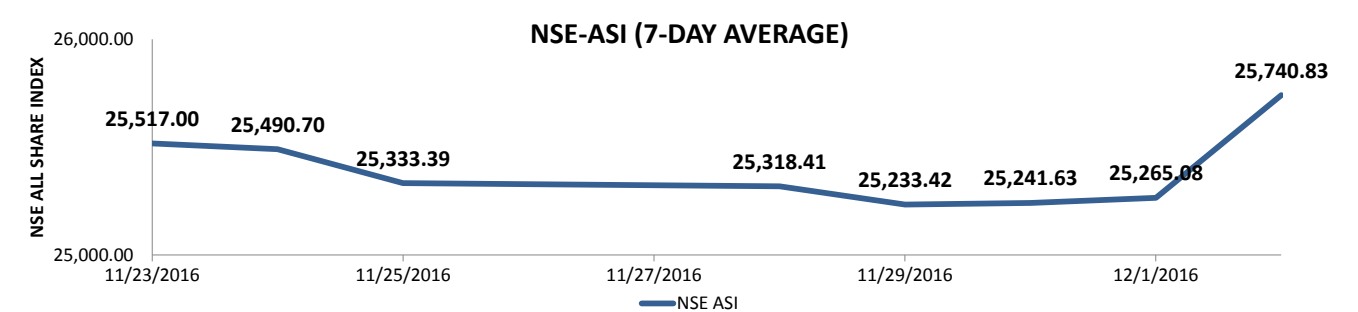
Source: Nigerian Stock Exchange (NSE) / PAC Research

10 TOP LOSER STOCKS YEAR TO DATE			BEST 10 STOCKS YEAR TO DATE		
1	FO	-80.22%	1	DANGFLOUR	223.01%
2	SKYEBANK	-68.35%	2	MOBIL	102.58%
3	UAC-PROP	-63.38%	3	UCAP	89.31%
4	CAVERTON	-61.94%	4	TOTAL	70.60%
5	STERLN BANK	-60.66%	5	SEPLAT	68.92%
6	DIAMONDBNK	-60.00%	6	ETRANZACT	68.42%
7	GLAXOSMITH	-58.63%	7	ETERNA	45.85%
8	CCNN	-56.68%	8	CONOIL	37.87%
9	ASHAKACEM	-56.00%	9	PRESCO	33.55%
10	WAPCO	-55.89%	10	UNIONDICON	32.35%



COMPANY	TURNOVER (₦'B)	CURRENT PAT (₦'B)	PREVIOUS PAT (₦'B)	PERIOD
CUTIX PLC	1.624	0.146	0.086	Q3 2016
NIGERIAN ENAMELWARE PLC.	1.420	0.050	0.049	Q3 2016
R.T BRISCOE (NIGERIA) PLC	8.289	-1.734	-1.570	Q3 2016
FCMB GROUP PLC.	93.236	12.981	1.866	Q3 2016
R.T. BRISCOE PLC.	11.945	-4.182	-1.822	FULL YEAR 2015

Source: Nigerian Stock Exchange (NSE) / PAC Research



FIXED INCOME REPORT

Treasury Bills Market:

In the treasury bills market, the average market yield rose by 29bps as it closed at 61.42% compared to 60.55% it closed in the last trading session. At the end of the trading today, the 16-FEB-17, 11-MAY-17 and 02-NOV-17 bills closed at 18.80% (0.46), 20.23% (0.23%) and 22.39% (0.18%).

FGN Bond Market:

In the bond market today, the average market yield traded flat as it closed at 16.01% against the 16.01% yield recorded in the last trading session. The result for the 27-APR-2017, 29-JUN-2019, 13-FEB-2020, 15-JULY-2021, 27-JAN-2022, 14-MAR-2024, 22-JAN-2026, 18-JUL-2034 and 18-MAR-2036 bonds traded are 17.20% (-0.08%), 15.51% (0.03%), 15.88% (0.01%), 15.81% (0.01%), 15.79% (0.02%), 15.88%(-0.01%), 16.08% (0.03%), 15.94%(0.02%) and 16.04%(-0.03%).

Foreign Exchange Market:

At the FX Market, Naira traded flat against the greenback, closing at ₦305.00/\$; same as it traded in the previous trading session. Also, at the parallel market, the Naira closed at ₦480.00/\$.

Money Market:

In the Money Market today, the inter-bank placement fell rose by an average of 125bps due to liquidity ease in the market. At the end of the trading session, the Call (O/N), 1M, 3M and 6M rate remained at 10.08% (-1.84%), 13.75% (-1.17%), 15.00% (-1.00%) and 16.25% (-1.00%) respectively. Also, the Money Market Open-Buy-Back (OBB) and Overnight (O/N) rate fell an average of 34bps, closing at 10.00% and 10.50% respectively.

EXCHANGES				
AFRICA	Index as at 02/12/2016	VALUE Δ	01/12/2016	% CHANGE
NSE	25,740.83	475.75	25,265.08	1.88%
BOTSWANA	1,055.33	1.28	1,054.05	0.12%
GHANA SE	1,559.27	-0.04	1,559.31	0.00%
JSE	49,164.14	-762.86	49,927.00	-1.53%
RWANDA SI	127.32	0.00	127.32	0.00%
UGANDA SE	1,557.73	0.00	1,557.73	0.00%
GLOBAL		VALUE Δ		% CHANGE
DOW JONES	19163.97	-27.96	19191.93	-0.15%
FTSE 100	6704.23	-48.70	6752.93	-0.72%
DAX	10483.22	-50.83	10534.05	-0.48%
NIKKEI 225	18426.08	-87.04	18513.12	-0.47%
S&P 500	2193.33	2.25	2191.08	0.10%

Source: Bloomberg / PAC Research as at 16.00 GMT

CURRENCY			
MAJOR CURRENCIES			
	CURRENCY/₦		CURRENCY/\$
USDNGN	316.50	CFA FRANC	617.43
EURNGN	335.78	S.A RAND	13.96
GBPNGN	402.27	GHANA CEDI	4.02
JPYNGN	2.78	KENYAN SHILLING	101.95
AUDNGN	235.20	RWANDA FRANC	813.06
ZARNGN	22.55	EGYPTIAN POUND	17.89
Source: Bloomberg / PAC Research as at 16.00 GMT			
CBN MONETARY INSTRUMENTS RATES			
			Nov-16
MONETARY POLICY RATE (MPR)			12
LIQUIDITY RATIO(LR)			30
CASH RESERVE RATIO(CRR) - Private(Public)			22.50 (22.50)
INFLATION RATE			18.33

MONEY MARKET INDICATORS (02/12/2016)			
INDICES	NIBOR(180 days)	LIBOR (180 days) (USD)	TB (180 days)
RATE (%)	16.2500	1.6434	20.2300

Source: FMDQ / PAC Research

COMMODITIES			
ENERGY	TODAY'S PRICE	VALUE Δ	PREVIOUS PRICE
BRENT CRUDE	54.01	0.07	53.94
WTI CRUDE	51.16	0.10	51.06
GASOLINE	155.86	1.16	154.70
NATURAL GAS	3.51	0.01	3.51
METALS		VALUE Δ	
GOLD	1175.95	9.28	1166.67
SILVER	16.69	0.23	16.46
PLATINIUM	932.10	21.98	910.12
PALLADIUM	746.10	-4.75	750.85
ALUMINIUM	1722.00	-10.00	1732.00
COPPER	5791.00	-34.00	5825.00
AGRICULTURE		VALUE Δ	
CORN	344.50	2.00	342.50
WHEAT	398.00	2.50	395.50
SOYBEANS	1032.00	2.25	1029.75
SUGAR	18.88	-0.48	19.36
COTTON	70.35	-0.55	70.90
COCOA	2378.00	-28.00	2406.00

I BALANCED FUND

Investment takes different forms. In investing you need to consider a few basic things;

- a) What opportunities exist in the market
- b) How much capital to commit into investment.
- c) Transaction cost
- d) Skill and time to monitor the investment
- e) How to exit the investment

Many people often ask the question why a particular stock made more than 390% last year, and think 'if I had put my money in there my investment would have quadrupled'. While that is true, have you considered investing in some stock that delivers a negative return of about 65%? - That could be catastrophic. You wouldn't know on face value what stock would likely do well at the end of the day. This is why diversification is essential, so that as your portfolio risk is spread out.

It does not require a huge amount to build a well-diversified portfolio. One can benefit from portfolio diversification, professional management, competitive returns and broad investment opportunities simply by investing in a vehicle such as a Mutual Fund. Buying into a fund provides great benefit to investors with limited knowledge, time or money, while expanding the opportunities available to the investor.

A Balanced Fund is a type of collective investment scheme that invests in multiple asset classes giving you an opportunity to benefit from a broader range of investment securities. Let me introduce PACAM Balanced Fund sponsored by the PAC Asset Management LTD.

The PACAM Fund is an Open-ended Balanced Fund that will be invested in a mix of instruments across four asset classes and target locations are as follow ; Equity (up to 40%), Bonds (up to 15%), Money Market (up to 15%) and Real Estate (up to 30%.) The Fund seeks to achieve an efficient balance between capital appreciation and income for investors with modest risk appetite.

Unit Of Sale: Minimum of 50,000 units and multiples of 10,000 units thereafter.

Offer Price: N1:00 per unit

How to subscribe:

Visit www.pacassetmanagement.com/mutualfunds download the application form, complete it and make payment at any branch of Access or Unity Bank to the following account numbers

Access Bank: 0694495528

Unity Bank: 0024075950

Please scan completed application form and payment evidence to info@pacassetmanagement.com

Redemption: You can redeem your money within 5 working days after the relevant documents have been submitted to the fund manager, but any redemption within 90 days from the date you subscribed for units will attract a fee in an amount equal to 10% of the positive total return of the units being redeemed on the day of redemption.

Reinvestment Option: Investors may either elect to receive dividend payments or, reinvestment of such dividends.

Dividend Payment: Dividend as declared, shall be distributed electronically within 7 working days after SEC approval of the funds financial results.

To know more, please contact **Dele** on **01 271 8632**.

EARNINGS UPDATES

NIGERIAN BREWERIES (INTERIM DIVIDEND)

Proposed Dividend: 100 kobo per share
Proposed Bonus: NA
Closure Date: 17th November - 23th November 2016
Qualification Date: 16th November, 2016
AGM Date: NA
Payment Date: 24th November 2016
AGM Venue: NA

TOTAL NIGERIA PLC. (INTERIM DIVIDEND)

Proposed Dividend: 700 kobo per share
Proposed Bonus: NA
Closure Date: 21st November - 25th November 2016
Qualification Date: 18th November, 2016
AGM Date: NA
Payment Date: 5th Decmber, 2016
AGM Venue: NA

UNITYKAPITAL ASSURANCE PLC. (INTERIM DIVIDEND)

Proposed Dividend: 0.015k
Proposed Bonus: NA
Closure Date: 15th August - 19th August, 2016
Qualification Date: 12 August, 2016
AGM Date: NA
Payment Date: 22 August, 2016
AGM Venue: NA

ACCESS BANK PLC. (INTERIM DIVIDEND)

Proposed Dividend: 25k
Proposed Bonus: NA
Closure Date: 6 September, 2016
Qualification Date: NA
AGM Date: NA
Payment Date: 13 September, 2016
AGM Venue: NA

8A, Elsie Femi Pearse, Adeola Odeku
Victoria Island, Lagos.
Tel: 234 (0) 1 2716899, 2718630
Website: www.panafricancapitalplc.com
Email: info@panafricancapitalplc.com

For further enquiries, please call **Adetona Akinola on +2347088195759** or **Moses Ojo on +2348025866939**

Disclaimer

The information, opinions and recommendations contained herein are and must be construed solely as statements of opinion and not statements of fact. No warranty, express or implied, as to the accuracy, timeliness, completeness, merchantability or fitness for any particular purpose of any such recommendation or information is given or made by **PanAfrican Capital** in any form or manner whatsoever. Each recommendation or opinion must be weighed solely as one factor in any investment or other decision made by or on behalf of any user of the information contained herein and such user must accordingly make its own study and evaluation of each strategy / security that it may consider purchasing, holding or selling and should appoint its own investment or financial or other advisors to assist the user in reaching any decision. **PanAfrican Capital** will accept no responsibility of any nature in respect of any statement, opinion, recommendation or information contained in this document.

