

Equity Market Starts Bearish as NSEASI Declines by 0.45% in the Day

The equity market closed the first day of the week's trading session in the negative territory as the NSE All Share Index and Market Capitalization declined by 0.45% to close at 26,586.56 points and ₦9.15 trillion respectively. The Year-to-Date (YtD) and the Quarter-to-Date (QtD) returns stand at -7.18% and -6.17%, while the Month-to-Date (MtD) and the Week-to-Date returns stand at +5.33% and -0.45% respectively.

NSE Sector Indices: Only one of the major NSE Indices (within our coverage) advanced in points while the five major NSE indices declined in point. The only NSE index advancer for the day is the NSE Consumer Goods (+0.28%) while the NSE Index decliners for the day are the NSE Oil & Gas (-3.64%), the NSE Banking (-1.05%), the NSE Insurance (-0.81%), the NSE 30 (-0.50%) and the NSE Premium (-0.03%,).

The market breadth (gainers/losers) of 0.59x for the day indicates that the number of sellers outpaced the number of buyers in the market today. At the end of the day's trading, 16 stocks advanced as 27 stocks declined; GUINNESS (+9.54%), JBERGER (+5.00%) and NEIMETH (+4.55%) led the gainers chart while FO (-9.75%), NCR (-5.12%) and MRS (-4.99%) led the losers chart for the day.

The day's trading activities by volume was led by NASCON (73.575 million), UBA (58.858 million) and DIAMONDBNK (32.119 Million) while the activity by value was led by NASCON (₦0.531 billion), ZENITHBANK (₦0.271 billion) and UBA (₦0.263 billion).

Outlook: The equity market ended in the southward direction as most of the major NSE indices within our coverage declined in point. We believe the relatively tepid sentiment of the last two trading sessions (as indicated by the negative market breadth) could persist tomorrow given the pressure on certain bellwether stocks. We however advise our investors to trade cautiously.

TOP GAINERS

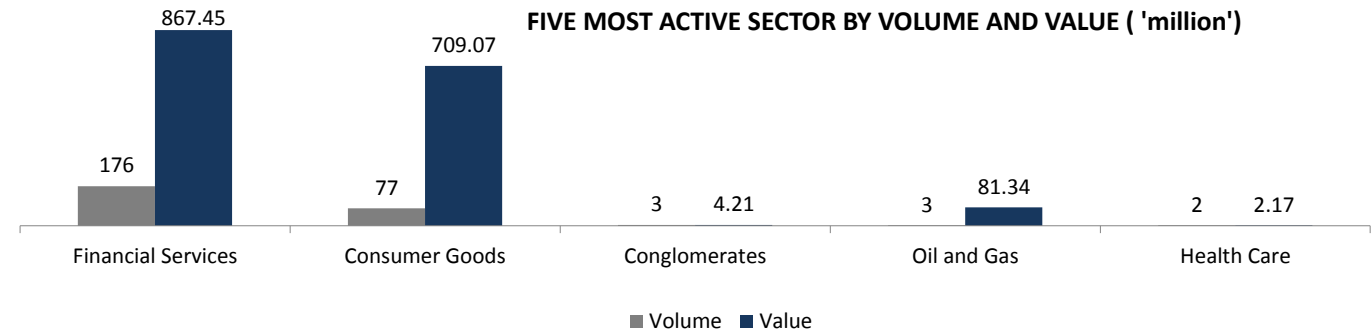
	Stock	Previous Close	Today's Close	Change (₦)	%Change
1	GUINNESS	77.60	85.00	7.40 ↑	9.54%
2	JBERGER	35.00	36.75	1.75 ↑	5.00%
3	NEIMETH	0.66	0.69	0.03 ↑	4.55%
4	AGLEVENT	0.71	0.74	0.03 ↑	4.23%
5	DANGSUGAR	6.10	6.35	0.25 ↑	4.10%
6	NASCON	7.00	7.22	0.22 ↑	3.14%
7	MAYBAKER	0.90	0.92	0.02 ↑	2.22%
8	DANGFLOUR	3.90	3.98	0.08 ↑	2.05%
9	WAPIC	0.50	0.51	0.01 ↑	2.00%
10	STERLNBANK	0.72	0.73	0.01 ↑	1.39%

TOP LOSERS

	Stock	Previous Close	Today's Close	Change (₦)	%Change
1	FO	116.24	104.91	-11.33 ↓	-9.75%
2	NCR	8.99	8.53	-0.46 ↓	-5.12%
3	MRS	45.51	43.24	-2.27 ↓	-4.99%
4	UNILEVER	39.57	37.60	-1.97 ↓	-4.98%
5	ETI	12.04	11.45	-0.59 ↓	-4.90%
6	SEPLAT	410.00	390.00	-20.00 ↓	-4.88%
7	MANSARD	1.64	1.56	-0.08 ↓	-4.88%
8	ETERNA	3.15	3.00	-0.15 ↓	-4.76%
9	AFRIPRUD	3.19	3.04	-0.15 ↓	-4.70%
10	LIVESTOCK	0.87	0.83	-0.04 ↓	-4.60%

NSE MARKET DAILY STATISTICS				
	Today	Previous		% Change
NSE All Share Index (NSEASI)	26,586.56	26,707.10	↓	-0.45%
Market Cap. (₦ 'trn)	9.15	9.19	↓	-0.45%
Transaction Volume (million)	262.90	874.34	↓	-69.93%
Market Turnover (₦ 'million)	1,747.93	4,386.02	↓	-60.15%
Number of Deals	2,789	3,387	↓	-17.66%

Source: Nigerian Stock Exchange (NSE) / PAC Research



NSE SECTOR INDICES				
	Today	Previous	% Change	YtD(%)
NSE 30	1,186.22	1,192.20	↓ -0.50%	↓ -7.88%
NSE Banking 10	274.52	277.43	↓ -1.05%	↑ 2.25%
NSE Oil&Gas 5	320.73	332.86	↓ -3.64%	↓ -10.05%
NSE Insurance 10	122.48	123.48	↓ -0.81%	↓ -14.12%
NSE Consumer Goods 10	702.69	700.71	↑ 0.28%	↓ -5.83%
NSE Premium Index	1,659.65	1,660.19	↓ -0.03%	↑ 4.72%

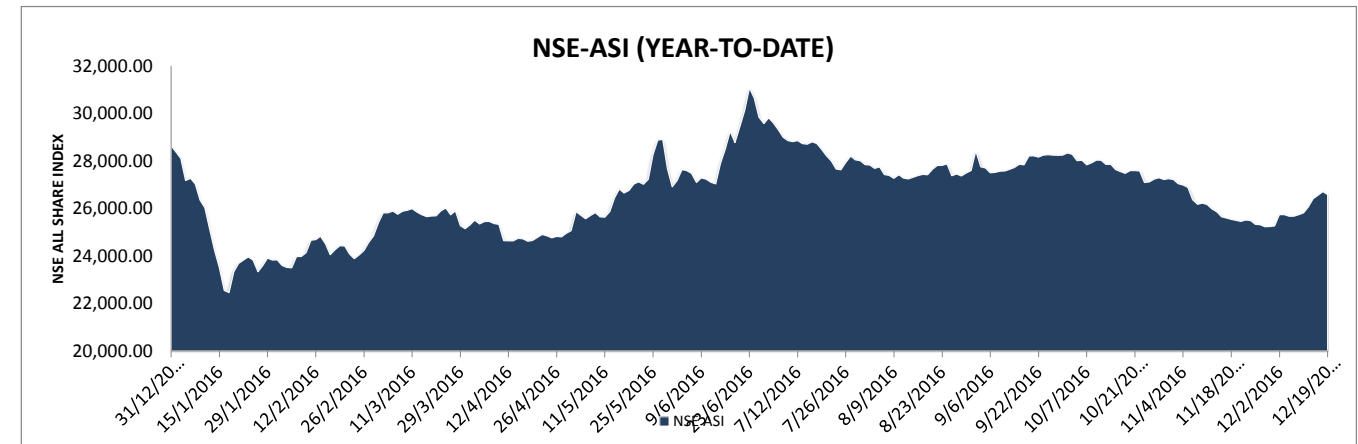
Source: Nigerian Stock Exchange (NSE) / PAC Research

NSE RETURN HISTORY		
Day Change	↓	-0.45%
Week-to-Date	↓	-0.45%
Month-to-Date	↑	5.33%
Quarter-to-Date	↓	-6.17%
Year-to-Date	↓	-7.18%

TOP TRADED STOCKS BY VOLUME		TOP TRADED STOCKS BY VALUE	
STOCK	VOLUME	STOCK	VALUE (₦)
NASCON	73,575,025	NASCON	531,055,987.20
UBA	58,858,047	ZENITHBANK	270,999,245.46
DIAMONDBNK	32,118,635	UBA	263,499,988.18
ZENITHBANK	18,815,787	GUARANTY	138,572,778.00
FBNH	11,841,236	NESTLE	115,730,645.95

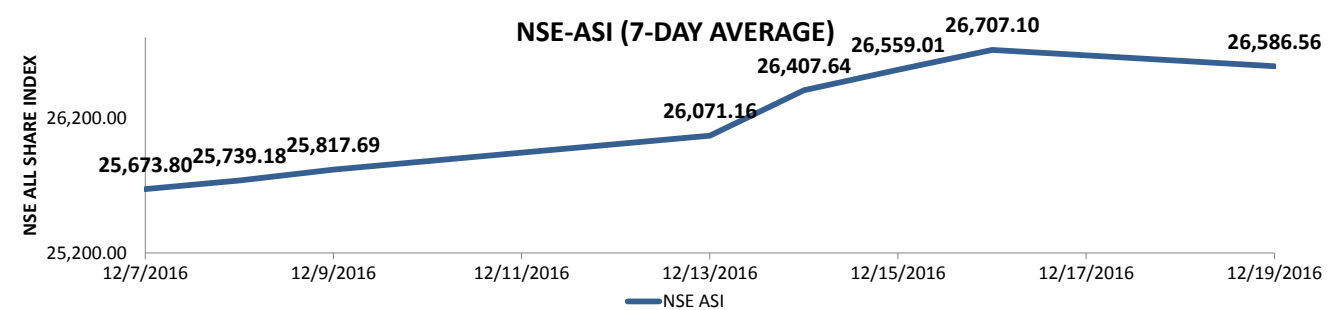
Source: Nigerian Stock Exchange (NSE) / PAC Research

10 TOP LOSER STOCKS YEAR TO DATE			BEST 10 STOCKS YEAR TO DATE		
1	SKYEBANK	-68.35%	1	DANGFLOUR	252.21%
2	FO	-68.21%	2	UCAP	119.08%
3	UAC-PROP	-65.85%	3	SEPLAT	92.12%
4	CAVERTON	-65.18%	4	TOTAL	90.46%
5	DIAMONDBNK	-62.61%	5	MOBIL	75.00%
6	STERLNBANK	-60.11%	6	ETRANZACT	64.47%
7	WAPCO	-59.71%	7	ETERNA	46.34%
8	GLAXOSMITH	-56.14%	8	UNIONDICON	39.27%
9	ASHAKACEM	-56.00%	9	GUARANTY	39.05%
10	VITAFOAM	-55.08%	10	CONOIL	37.87%



COMPANY	TURNOVER (₦'B)	CURRENT PAT (₦'B)	PREVIOUS PAT (₦'B)	PERIOD
CUTIX PLC	1.624	0.146	0.086	Q3 2016
NIGERIAN ENAMELWARE PLC.	1.420	0.050	0.049	Q3 2016
R.T BRISCOE (NIGERIA) PLC	8.289	-1.734	-1.570	Q3 2016
FCMB GROUP PLC.	93.236	12.981	1.866	Q3 2016
R.T. BRISCOE PLC.	11.945	-4.182	-1.822	FULL YEAR 2015

Source: Nigerian Stock Exchange (NSE) / PAC Research



FIXED INCOME REPORT

Treasury Bills Market:

In the treasury bills market, the average market yield rose by 25bps as it closed at 60.14% compared to 59.40% it closed in the last trading session. At the end of the trading today, the 23-FEB-17, 25-MAY-17 and 02-NOV-17 bills closed at 18.55% (0.65%), 19.42% (0.06%) and 22.17% (0.03%).

FGN Bond Market:

In the bond market today, the average market yield rose by 1bps as it closed at 15.92% against the 15.91% yield recorded in the last trading session. The result for the 27-APR-2017, 29-JUN-2019, 13-FEB-2020, 15-JULY-2021, 27-JAN-2022, 14-MAR-2024, 22-JAN-2026, 18-JUL-2034 and 18-MAR-2036 bonds traded are 16.50% (-0.47%), 15.71% (0.02%), 15.93% (0.05%), 15.79% (0.06%), 15.73% (0.05%), 15.51% (0.12%), 16.16% (0.08%), 15.63%(0.06%), and 16.28% (0.06%).

Foreign Exchange Market:

At the FX Market, Naira depreciated against the greenback, closing at ₦305.25/\$ compared to ₦305.00/\$ it traded in the previous trading session. Also, at the parallel market, the Naira closed at ₦490.00/\$.

Money Market:

In the Money Market today, the inter-bank placement rose by an average of 365bps due to liquidity squeeze in the market. At the end of the trading session, the Call (O/N), 1M, 3M and 6M rate remained at 8.50% (3.08%), 9.25% (3.50%), 9.88% (3.83%) and 10.5% (4.17%) respectively. Also, the Money Market Open-Buy-Back (OBB) and Overnight (O/N) rate rose an average of 200bps, closing at 7.50% and 8.42% respectively.

EXCHANGES				
AFRICA	Index as at 19/12/2016	VALUE Δ	16/12/2016	% CHANGE
NSE	26,586.56	-120.54	26,707.10	-0.45%
BOTSWANA	1,059.88	-30.08	1,089.96	-2.76%
GHANA SE	1,683.17	104.05	1,579.12	6.59%
JSE	49,880.99	189.68	49,691.31	0.38%
RWANDA S	126.90	0.00	126.90	0.00%
UGANDA SE	1,502.43	0.00	1,502.43	0.00%
GLOBAL		VALUE Δ		% CHANGE
DOW JONES	19910.98	67.57	19843.41	0.34%
FTSE 100	7015.52	3.88	7011.64	0.06%
DAX	11401.90	-2.11	11404.01	-0.02%
NIKKEI 225	19391.60	-9.55	19401.15	-0.05%
S&P 500	2265.37	7.30	2258.07	0.32%

Source: Bloomberg / PAC Research as at 16.00 GMT

CURRENCY			
MAJOR CURRENCIES			
	CURRENCY/₦		CURRENCY/\$
USDNGN	315.50	CFA FRANC	631.26
EURNGN	329.00	S.A RAND	14.09
GBPNGN	392.61	GHANA CEDI	3.94
JPYNGN	2.70	KENYAN SHILLING	102.25
AUDNGN	228.72	RWANDA FRANC	814.12
ZARNGN	22.38	EGYPTIAN POUND	18.83
Source: Bloomberg / PAC Research as at 16.00 GMT			
CBN MONETARY INSTRUMENTS RATES			
			Dec-16
MONETARY POLICY RATE (MPR)			14
LIQUIDITY RATIO(LR)			30
CASH RESERVE RATIO(CRR) - Private(Public)			22.50 (22.50)
INFLATION RATE			18.48

MONEY MARKET INDICATORS (19/12/2016)			
INDICES	NIBOR(180 days)	LIBOR (180 days) (USD)	TB (180 days)
RATE (%)	7.5000	1.3199	19.0300

Source: FMDQ / PAC Research

COMMODITIES			
ENERGY	TODAY'S PRICE	VALUE Δ	PREVIOUS PRICE
BRENT CRUDE	55.10	-0.11	55.21
WTI CRUDE	52.04	0.14	51.90
GASOLINE	156.02	0.31	155.71
NATURAL GAS	3.40	-0.01	3.42
METALS		VALUE Δ	
GOLD	1139.38	4.50	1134.88
SILVER	16.03	-0.07	16.10
PLATINIUM	920.59	-7.01	927.60
PALLADIUM	678.21	-18.62	696.83
ALUMINIUM	1717.00	-18.50	1735.50
COPPER	5635.50	-96.50	5732.00
AGRICULTURE		VALUE Δ	
CORN	353.25	-3.00	356.25
WHEAT	405.50	-3.75	409.25
SOYBEANS	1022.75	-14.00	1036.75
SUGAR	18.14	-0.08	18.22
COTTON	69.99	-1.05	71.04
COCOA	2289.00	51.00	2238.00

I BALANCED FUND

Investment takes different forms. In investing you need to consider a few basic things;

- a) What opportunities exist in the market
- b) How much capital to commit into investment.
- c) Transaction cost
- d) Skill and time to monitor the investment
- e) How to exit the investment

Many people often ask the question why a particular stock made more than 390% last year, and think 'if I had put my money in there my investment would have quadrupled'. While that is true, have you considered investing in some stock that delivers a negative return of about 65%? - That could be catastrophic. You wouldn't know on face value what stock would likely do well at the end of the day. This is why diversification is essential, so that as your portfolio risk is spread out.

It does not require a huge amount to build a well-diversified portfolio. One can benefit from portfolio diversification, professional management, competitive returns and broad investment opportunities simply by investing in a vehicle such as a Mutual Fund. Buying into a fund provides great benefit to investors with limited knowledge, time or money, while expanding the opportunities available to the investor.

A Balanced Fund is a type of collective investment scheme that invests in multiple asset classes giving you an opportunity to benefit from a broader range of investment securities. Let me introduce PACAM Balanced Fund sponsored by the PAC Asset Management LTD.

The PACAM Fund is an Open-ended Balanced Fund that will be invested in a mix of instruments across four asset classes and target locations are as follow ; Equity (up to 40%), Bonds (up to 15%), Money Market (up to 15%) and Real Estate (up to 30%.) The Fund seeks to achieve an efficient balance between capital appreciation and income for investors with modest risk appetite.

Unit Of Sale: Minimum of 50,000 units and multiples of 10,000 units thereafter.

Offer Price: N1:00 per unit

How to subscribe:

Visit www.pacassetmanagement.com/mutualfunds download the application form, complete it and make payment at any branch of Access or Unity Bank to the following account numbers

Access Bank: 0694495528

Unity Bank: 0024075950

Please scan completed application form and payment evidence to info@pacassetmanagement.com

Redemption: You can redeem your money within 5 working days after the relevant documents have been submitted to the fund manager, but any redemption within 90 days from the date you subscribed for units will attract a fee in an amount equal to 10% of the positive total return of the units being redeemed on the day of redemption.

Reinvestment Option: Investors may either elect to receive dividend payments or, reinvestment of such dividends.

Dividend Payment: Dividend as declared, shall be distributed electronically within 7 working days after SEC approval of the funds financial results.

To know more, please contact **Dele** on **01 271 8632**.

EARNINGS UPDATES

NIGERIAN BREWERIES (INTERIM DIVIDEND)

Proposed Dividend: 100 kobo per share
Proposed Bonus: NA
Closure Date: 17th November - 23th November 2016
Qualification Date: 16th November, 2016
AGM Date: NA
Payment Date: 24th November 2016
AGM Venue: NA

TOTAL NIGERIA PLC. (INTERIM DIVIDEND)

Proposed Dividend: 700 kobo per share
Proposed Bonus: NA
Closure Date: 21st November - 25th November 2016
Qualification Date: 18th November, 2016
AGM Date: NA
Payment Date: 5th Decmber, 2016
AGM Venue: NA

UNITYKAPITAL ASSURANCE PLC. (INTERIM DIVIDEND)

Proposed Dividend: 0.015k
Proposed Bonus: NA
Closure Date: 15th August - 19th August, 2016
Qualification Date: 12 August, 2016
AGM Date: NA
Payment Date: 22 August, 2016
AGM Venue: NA

ACCESS BANK PLC. (INTERIM DIVIDEND)

Proposed Dividend: 25k
Proposed Bonus: NA
Closure Date: 6 September, 2016
Qualification Date: NA
AGM Date: NA
Payment Date: 13 September, 2016
AGM Venue: NA

8A, Elsie Femi Pearse, Adeola Odeku
Victoria Island, Lagos.
Tel: 234 (0) 1 2716899, 2718630
Website: www.panafricancapitalplc.com
Email: info@panafricancapitalplc.com

For further enquiries, please call **Adetona Akinola on +2347088195759** or **Moses Ojo on +2348025866939**

Disclaimer

The information, opinions and recommendations contained herein are and must be construed solely as statements of opinion and not statements of fact. No warranty, express or implied, as to the accuracy, timeliness, completeness, merchantability or fitness for any particular purpose of any such recommendation or information is given or made by **PanAfrican Capital** in any form or manner whatsoever. Each recommendation or opinion must be weighed solely as one factor in any investment or other decision made by or on behalf of any user of the information contained herein and such user must accordingly make its own study and evaluation of each strategy / security that it may consider purchasing, holding or selling and should appoint its own investment or financial or other advisors to assist the user in reaching any decision. **PanAfrican Capital** will accept no responsibility of any nature in respect of any statement, opinion, recommendation or information contained in this document.

